

PROVENANCE OF PINDOS FORELAND FLYSCH DEPOSITS USING SCANNING ELECTRON MICROSCOPY AND MICROANALYSIS

Vakalas I.¹, Ananiadis G.¹, Zelilidis A.¹, Kontopoulos N.¹ and Tsikouras B.²

¹Laboratory of Sedimentology, Department of Geology, University of Patras, 26500, Patra, Greece, ivakalas@upatras.gr, gananiad@upatras.gr, a.zelilidis@upatras.gr, kontopou@upatras.gr

²Section of Earth Materials, Department of Geology, University of Patras, 26500, Patra, Greece, v.tsikouras@upatras.gr

ABSTRACT

A number of polished thin sections from two cross sections within the Pindos foreland deposits were petrographically examined while microanalyses on certain minerals were carried out. Chemistry of these minerals is compared to analogous phases occurring in several formations in the neighbourhood of the studied areas which can stand as source areas. Our results reveal that the most probable source materials include the Pindos, Koziakas (and probably and Vourinos) ophiolite complexes, as well as metamorphic sequences of the Pelagonian Zone.

1 INTRODUCTION

The flysch deposits of Pindos foreland (Fig. 1) have been interpreted as submarine fan deposits (Piper et al, 1978). Interpretation of palaeocurrent data and facies distributions (British Petroleum, 1970; Piper et al., 1978; Alexander et al., 1990) indicates that the provenance of Pindos foreland turbiditic deposits is the Pindos thrust belt to the east. Alexander et al. (1990) working on the conglomeratic deposits in the study area suggested, based on the composition of the conglomeratic clasts, that the origin of these deposits is located eastwards in the Pindos zone. Faupl et al. (1999) suggested also that the clastic material has an eastwards origin, examining heavy mineral distribution of samples deriving from turbiditic successions of Ionian, Gavrovo, Pindos and Parnassos-Ghiona zones. Flow within the basin was mainly axial (Richter et al., 1978; Leigh, 1991; Vakalas et al., 2001) with some perpendicular directions (Vakalas et al., 2001).

Determination of the source areas which fed the Pindos foreland basin (Fig. 1) with clastic sediment, during Tertiary, was based on the examination of polished thin sections of sandstone turbiditic beds, under polarizing and scanning electron microscope, as well as by performing microanalyses in certain minerals. These beds have an average thickness of 15 cm and are characterized by the presence of the subdivision Ta of Bouma sequence. The sampling area covers two geological cross section located in Mazia-Votonosi road (Epirus region) and in Sardinia-Inahos river road (Akarnania region), respectively.

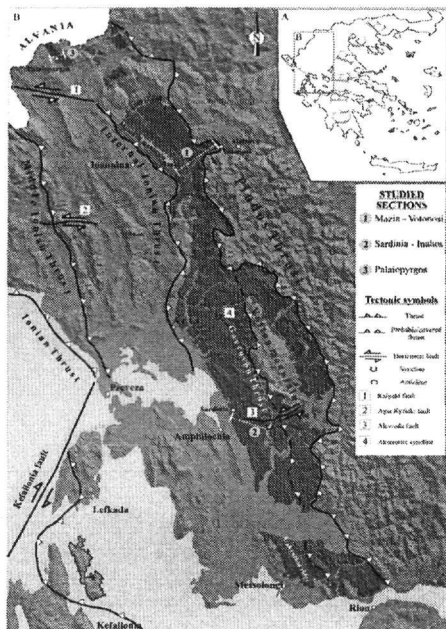


Figure 1. Simplified geological map showing the studied cross-sections.

2 METHODOLOGY

The sampling area covers two geological cross section located in Mazia-Votonosi road (Epirus region) and in Sardinia-Inahos river road (Akarnania region) respectively. Polished thin sections were prepared for petrographic investigation and microanalytical work on certain minerals (feldspars, spinels, chlorites, tourmalines, titanites, muscovites, epidotes). Microanalyses were performed using a Jeol JSM-6300 SEM equipped with EDS and WDS, with accelerating voltage of 20kV and a beam current of 3nA, in the Laboratory of Electron Microscopy and Microanalysis, University of Patras. The results were compared with other similar data deriving from possible source rock areas.

3 PETROGRAPHY

The collected sandstone samples from both the Mazia-Votonosi and Sardinia-Inahos sections contain mainly quartz, alkali feldspars, plagioclase and minor muscovite. Detrital grains and lithic fragments are quite abundant in the first area (up to 60%) but are less frequent in the second one (<25%). The observed detrital grains include spinel, titanite, olivine, apatite, zircon, plagioclase, K-feldspar (including microcline), epidote, chlorite and tourmaline (only in the Sardinia-Inahos). The lithic fragments comprise serpentinites, basaltic rocks (usually displaying typical oceanic alteration), polycrystalline quartz, cherts, granitic rocks (sometimes with perthitic crystals and/or granophyric textures) and low-grade metapelitic rocks. The grains are cemented usually with micritic calcite while local sparite occurs, too.

4 MINERAL CHEMISTRY

4.1 Alkali feldspars

Twenty six spots analyses of alkali feldspars were performed from both the Sardinia-Inahos and Votonosi-Mazia sections (Table 1). Plot of the analysed crystals on a ternary Or-Ab-An diagram shows that most of them are rich in orthoclase content (Fig. 2). Few crystals contain significant Ab contents and plot in the area of high-temperature alkali feldspars thus advocating for an origin from volcanic rocks (Fig. 2).

Table 1: Representative feldspars microanalyses from the Sardinia – Inahos (A) and Mazia- Votonosi (MB) sections (-: below detection limit).

Sample	A4/1/2 A	4 / 2 / 8 A	7 / 3 / 4	MB15/6/3	MB3/4/7	MB15/1/2	MB15/4/8	A1/1/3	A4/4/8
SiO ₂	64,09	64,83	65,91	64,54	63,69	65,88	69,59	54,88	67,61
TiO ₂	0,37	0,75	-	-	-	-	-	-	-
Al ₂ O ₃	18,58	18,79	17,92	17,66	17,88	22,24	20,12	28,57	20,58
FeO _t	-	-	-	-	-	-	-	-	-
CaO	-	0,52	-	-	-	3,43	0,35	10,34	0,79
Na ₂ O	0,61	1,57	1,58	2,50	0,34	7,41	10,07	5,30	11,17
K ₂ O	15,64	13,92	15,58	14,05	16,16	-	0,16	-	-
Total	99,29	100,38	100,99	98,75	98,07	98,96	100,29	99,09	100,9
Structural formulae on the basis of 8 O									
Si	2,98	2,96	3,01	3,01	3,00	2,901	3,009	2,488	2,941
Al ^{IV}	0,02	0,04	-	-	-	0,099	-	0,512	0,059
	3,00	3,00	3,01	3,01	3,00	3,000	3,009	3,00	3,00
Al ^{VI}	1,00	0,97	0,97	0,97	0,99	1,044	1,025	1,013	0,995
Ti	0,01	0,03	-	-	-	-	-	-	-
Fe ^I	-	-	-	-	-	-	-	-	-
Ca	-	0,03	-	-	-	0,163	0,016	0,502	0,037
Na	0,06	0,14	0,14	0,23	0,03	0,638	0,844	0,466	0,942
K	0,93	0,81	0,91	0,84	0,97	-	0,009	-	-
Ab	5,60	14,24	13,35	21,30	3,09	79,65	97,12	48,14	96,22
An	0,00	2,56	0,00	0,00	0,00	20,35	1,84	51,86	3,78
Or	94,40	83,20	86,65	78,70	96,91	0,00	1,04	0,00	0,00

4.2 Plagioclases

Representative microanalyses from detrital plagioclase crystals are listed in Table 1. Plot on the Or-Ab-An diagram shows that most of the crystals from the Mazia – Votonosi section are albites while few crystals are of oligoclase to andesine composition. The analysed crystals from the Sardinia – Inahos section display a different compositional pattern: there is a wide compositional range, from pure albite up to An₅₄ (Fig. 2). The albitic crystals could have been derived either from metapelitic rocks or from altered basaltic rocks from ophiolitic sequences that exist in the broad area. The chemistry of the rest crystals is comparable to analogous crystals from igneous rocks of acid to intermediate composition and/or from amphibolites (of the subophiolitic metamorphic sole). Distinctly one analysed crystal is anorthite (Fig. 2). Such plagioclases can be fractionated only by a hydrous magma of primitive arc-tholeiitic composition (e.g. Wilson, 1989) and are commonly present in gabbroic and ultramafic rocks that are related to SSZ regime; such plagioclases occur in both Pindos and Koziakas gabbros.

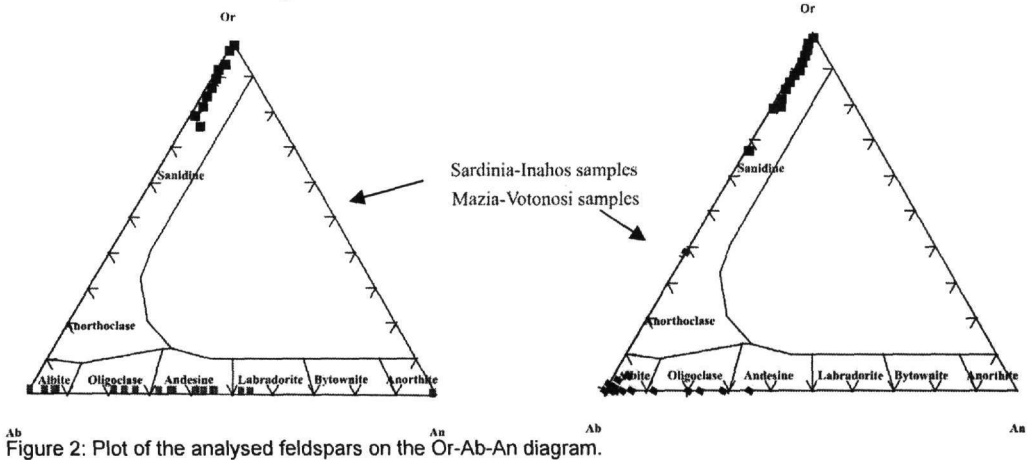


Figure 2: Plot of the analysed feldspars on the Or-Ab-An diagram.

4.3 Spinel

Detrital spinels were recognised within samples from both the investigated areas (Table 2). It is well known that spinels are typical minerals occurring in ophiolite complexes. Two groups of spinels were recognised in the samples from the Mazia-Votonosi section: a group rich in Cr and a group poorer in Cr (Fig. 3). The analysed crystals from the Sardinia-Inahos section are similar to the second group of spinels (Fig. 3). All samples are analogous to spinels from the Pindos ultramafic rocks while the rich in Cr spinels from the Mazia-Votonosi section are also comparable to spinels occurring in the Vourinos ophiolite (Fig. 3).

4.4 Tourmalines

Tourmaline comprises a stable mineral that commonly exists in pelitic rocks as well as in granites, throughout the Pelagonian zone, the Attic-

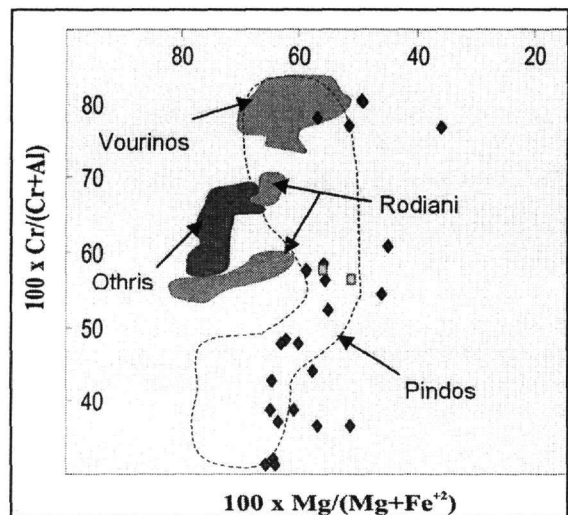


Figure 3: Composition of the analysed spinels from Mazia-Votonosi (diamonds) and Sardinia-Inahos (squares) sections. For comparison fields defined by spinels from Pindos, Othris, Vourinos and Rodiani ophiolites are shown (data from Economou et al. 1986, 1995, 1999, Gartzos et al. 1990 and Migiros et al. 1991).

Cycladic and the Serbomacedonian Zone in Greece. Detrital tourmaline has only found in samples from the Sardinia-Inahos section. Representative tourmaline analyses from that area are given in Table 3. B was calculated or based on a stoichiometric basis. The analysed tourmalines show cohesive results and are poor in Ca contents; therefore they can be compared to analogous crystals originating from metapelitic rocks (Fig. 4). Absence of published tourmaline data does not enable us to compare our analyses to other ones. We only can state that metapelitic rocks from the Pelagonian zone could stand as candidate sources, since it is the spatially closest region where tourmaline occurs in Greece.

Table 2. Representative spinel microanalyses from the Mazia- Votonosi (MB) and Sardinia – Inahos (A) sections (-: below detection limit).

Sample	MB14	MB14	MB14	MB14	A7	A7
Spot	5	7	61	4	2	2
Pos.	2	3	1	2	1	2
SiO ₂	0.56	3.48	0.71	0.72	0.62	0.36
TiO ₂	0.15	0.26	0.17	0.05	0.28	-
Al ₂ O ₃	23.20	19.36	34.64	40.36	22.68	22.54
Cr ₂ O ₃	42.18	44.72	29.75	27.44	43.76	45.44
FeO ^I	23.25	24.54	22.63	15.25	19.58	17.00
MnO	0.38	0.26	0.25	0.29	-	0.30
MgO	9.37	9.23	10.99	14.23	11.50	12.12
CaO	0.24	0.27	0.15	0.15	0.15	-
Na ₂ O	0.19	0.25	0.20	0.27	0.71	1.08
K ₂ O	-	-	-	-	-	-
	99.52	99.37	99.49	98.76	99.28	98.84
<i>Structural formulae on the basis of 32 O</i>						
Si	0.142	0.124	0.169	0.165	0.155	0.090
Al	6.908	5.901	9.736	10.860	6.676	6.634
Cr	8.422	9.140	5.607	4.951	8.638	8.968
Fe ⁺³	0.499	0.784	0.457	0.015	0.478	0.308
Ti	0.029	0.051	0.031	0.009	0.053	-
O	16.000	16.000	16.000	16.000	16.000	16.000
Fe ⁺²	4.417	4.527	4.060	2.899	3.615	3.245
Mn	0.081	0.057	0.051	0.056	-	0.064
Mg	3.532	3.561	3.910	4.847	4.285	4.516
Ca	0.065	0.075	0.038	0.037	0.040	-
Na	0.093	0.125	0.093	0.012	0.344	0.523
K	-	-	-	-	-	-

4.5 Epidotes

Only four epidote crystals were feasible to analyse from Sardinia-Inahos section since most of the observed crystals yielded low quality analyses probably due to secondary effects (Table 4). The Ps content in these crystals range from 14.8 to 25 and when plot on a Fe^I vs. Al^{VI} diagram they form a rather cohesive trend similar to that defined by epidotes from amphibolites, gabbros and basalts in the Koziakas ophiolite (Fig. 5).

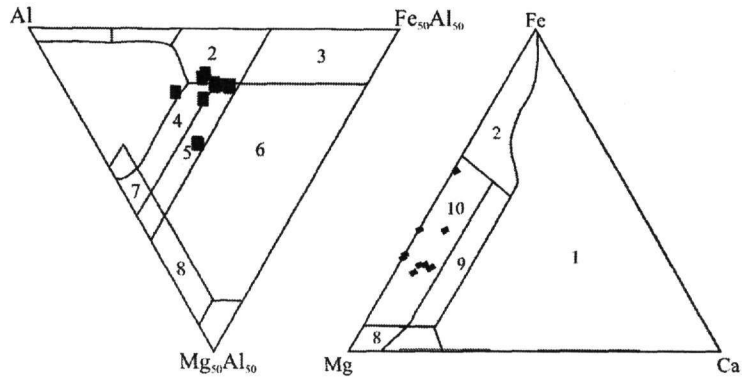
Table 3. Representative detrital tourmaline analyses from the from the Sardinia – Inahos section (-: below detection limit).

Sample	A7	A4	A4
Spot	3	6	2
Pos.	3	2	6
SiO ₂	36.87	37.56	36.77
TiO ₂	-	0.82	-
B ₂ O ₃	10.61	10.75	10.65
Al ₂ O ₃	32.52	30.73	32.62
FeO	7.05	5.66	5.79
MnO	-	-	-
MgO	6.55	7.97	7.58
CaO	-	1.67	-
Na ₂ O	2.76	2.48	2.79
K ₂ O	-	-	-
Total	96.36	97.64	96.20
<i>Structural formulae on the basis of 31 O</i>			
B	3.000	3.000	3.000
Si	6.040	6.075	6.004
Al	6.278	5.857	6.277
Ti	-	0.100	-
Fe ⁺²	0.966	0.765	0.791
Mn	-	-	-
Mg	1.600	1.922	1.845
Ca	-	0.289	-
Na	0.877	0.778	0.883
K	-	-	-

Table 4. Epidote analyses from the Sardinia – Inahos (A) sections (-: below detection limit).

Sample	A1	A1	A1	A1
Spot	3	4	5	8
Pos.	8	1	2	1
SiO ₂	39,24	40,02	40,35	39,49
TiO ₂	-	0,09	-	2,19
Al ₂ O ₃	23,33	24,50	27,65	22,46
Fe ₂ O ₃	10,70	9,53	6,77	10,61
Cr ₂ O ₃	0,32	-	0,11	0,54
MnO	-	-	-	-
MgO	0,13	-	-	-
CaO	23,22	22,31	22,57	23,61
Na ₂ O	0,63	0,17	-	-
K ₂ O	0,06	-	-	-
Total	97,63	96,62	97,45	98,90
<i>Structural formulae on the basis of 25 O</i>				
Si	6,16	6,27	6,21	6,12
Al ^{IV}	-	-	-	-
	6,16	6,27	6,21	6,12
Al ^{VI}	4,31	4,52	5,01	4,10
Ti	-	0,01	-	0,26
Fe ⁺³	1,40	1,25	0,87	1,37
Cr	0,04	-	0,01	0,07
Mn	-	-	-	-
Mg	0,03	-	-	-
Ca	3,91	3,75	3,72	3,92
Na	0,19	0,05	-	-
K	0,01	-	-	-
Ps	24,51	21,66	14,79	25,04

Figure 4. Composition of stit died tourmalines in relation with Al, Mg, Fe and Ca ions (after Henry & Guidotti, 1985). Fields represent: 1) Li-rich granitoid pegmatites and aplites, 2) Li-poor granitoids and associated pegmatites and aplites, 3) Fe⁺³-rich quartz tourmaline rocks, 4) Metapelites and metapsammites coexisting with an Al- saturating phase, 5) Metapelites and metapsammites not coexisting with an Al- saturating phase, 6) Fe⁺³ - rich quartz-tourmaline rocks calc-silicate rocks and metapelites, 7) Low-Ca meta-ultramafics and Cr- V-rich metasediments, 8) Metacarbonates and metapyroxenites, 9) Ca-rich metapelites, 10) Ca-poor metapelites, metapsammites and quartz-tourmaline rocks.



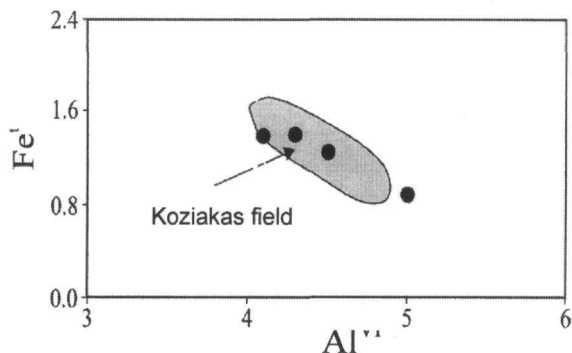


Figure 5. Plot of the analysed epidotes from the Sardinia-Inahos section on a Fe^I vs. Al^{IV} diagram. For comparison, the field defined by epidote analyses from the Koziakas ophiolite is shown (data after Pomonis, 2003).

4.6 Muscovites

Representative muscovite grain analyses are given in Table 5. The Si/Al^{IV} ratio of the studied muscovites is greater than 3, and Si lies between 3.2 and 3.6 (atoms p.f.u., on the basis of 11 oxygens) indicating increased phengitic component (Massone and Shreyer, 1986). Consequently, their original formation is related to relatively high pressure conditions (Guidotti & Sassi, 1976, Massone & Schreyer, 1983). Analogous muscovite crystals are widespread in metapelitic rocks from the Pelagonian Zone.

Table 5. Representative muscovite analyses from the Mazia-Votonosi (Mb) and Sardinia – Inahos (A) sections (-: below detection limit).

Sample	A1	A4	A7	Mb14	Mb14	Mb14	Mb3
Spot	1	5	4	2	2	3	3
Pos.	8	2	9	3	4	2	7
SiO ₂	48,11	47,21	51,83	49,32	49,37	50,91	52,07
TiO ₂	0,82	1,15	-	0,51	-	0,31	-
Al ₂ O ₃	35,25	36,2	27,19	35,93	33,93	34,10	31,67
FeO	1,13	0,87	2,50	0,89	2,73	2,09	2,11
MnO	-	-	-	-	-	-	-
MgO	0,76	0,70	4,08	0,27	0,61	0,69	1,74
CaO	-	-	-	-	-	-	-
Na ₂ O	1,58	1,79	0,88	0,57	0,58	1,04	0,55
K ₂ O	9,30	8,82	10,30	9,80	9,86	8,02	9,40
Total	96,95	96,74	96,78	97,29	97,08	97,16	97,54
<i>Structural formulae on the basis of 22 O</i>							
Si	6,251	6,135	6,814	6,349	6,435	6,531	6,698
Al ^{IV}	1,749	1,865	1,186	1,651	1,565	1,469	1,302
	8,000	8,000	8,000	8,000	8,000	8,000	8,000
Al ^{VI}	1,710	1,744	0,973	2,051	1,796	2,042	1,759
Ti	0,080	0,112	-	0,049	-	0,030	-
Fe ⁺²	0,123	0,095	0,275	0,096	0,298	0,224	0,227
Mn	-	-	-	-	-	-	-
Mg	0,147	0,136	0,800	0,052	0,119	0,132	0,334
Ca	-	-	-	-	-	-	-
Na	0,398	0,451	0,224	0,142	0,147	0,259	0,137
K	1,542	1,462	1,728	1,61	1,64	1,313	1,543
Ce	0,13	0,07	0,41	0,17	0,22	0,27	0,35
Pg	20,52	23,58	11,48	8,11	8,23	16,48	8,15
Mu	79,36	76,36	88,12	91,72	91,56	83,26	91,50
Si/ Al ^{IV}	3,57	3,29	5,75	3,85	4,11	4,45	5,14

5 DISCUSSION AND CONCLUSIONS

The detrital grains and lithic fragments found in sandstones from two sections in the Pindos foreland basin provide evidence for tracing the areas that sourced the clastic material. Occurrence of abundant serpentinites and basaltic fragments, as well as detrital spinel grains and calcic plagioclases (particularly the anorthitic one) are all compatible with major supply from ophiolitic sources. Chlorite grains analyses reported by Vakalas (2003) are mainly Mg- and Si-rich (talc-chlorite), analogous to those occurring in serpentinitized peridotites.

Spinel from both sections show a good relation with these originating from the Pindos ophiolite complex. However, some of the analysed crystals from the Mazia-Votonosi are also related to spinels from the Vourinos ophiolitic complex. The fact that this area is in a distal region, reducing the possibility to work as a feeding source, can be overcome by the presence of Kastanotikos line, which is a major pathway that transports sediments from distal eastern areas to the west (Vakalas 2003).

Evidence for additional supply of the Sardinia-Inahos section by the Koziakas ophiolite is emerged from the epidote chemistry. Although few crystals were possible to be analysed, it seems that all originate from a unique source, since they form a rather good $Fe^{L}-Al^{VI}$ linear trend, similar to that formed by epidotes from the Koziakas suite. Moreover, there is strong evidence from study of paleocurrents that supports this hypothesis (Vakalas 2003).

Abundant petrographic evidence is strongly suggestive for a granitic source (i.e. granite fragments, microcline grains, granophyric textures), as well as for a volcanic source of intermediate composition ((Na,K)-feldspar grains). Albite and oligoclase grains could also have been derived by such rocks but since they are also abundant in altered basalts and amphibolitic rocks from the ophiolite suites mentioned above, their occurrence cannot be conclusive. Paleocurrent study of that area revealed that the most probable candidate plutonic body that also supplied the studied areas is the Varnountas plutonic body for the Mazia-Votonosi section and the Pieria or the Verdikousa pluton for the Sardinia-Inahos region (Vakalas 2003).

The involvement of metasedimentary rocks is apparent from the relevant clasts that are found within the collected samples. The analysed detrital muscovites are rather rich in the phengitic molecule, thus indicating a probable derivation from the Pelagonian Zone, where phengitic crystals commonly exist. Tourmaline, although not related to relevant crystals found in-situ, are most probably derived from the same geological area. Supply from the Pelagonian Zone is also suggested from paleocurrent data (Vakalas 2003).

REFERENCES

- Alexander, J., Nichols, G. J., Leigh, S., (1990) The origins of marine conglomerates in the Pindus foreland basin, Greece. *Sed. Geol.*, 66, 243-54
- British Petroleum Co Ltd. (B.P.) (1971) The geological results of petroleum exploration in western Greece. Inst. for Geology and Subsurface Research, Special report no. 10, Athens.
- Economou, M., Dimou, E., Economou, G., Migiros, G., Vacondios, I., Grivas, E., Rassios, A and Dabitzias, S., 1986. Chromite deposits of Greece. In: *Chromites, IGCP 197 (Metallogeny of ophiolites)*, Athens, 129-159.
- Economou-Eliopoulos, M. and Vakondios, I., 1995. Geochemistry of chromites and host rocks from the Pindos ophiolite complex, northwestern Greece. *Chemical Geology*, 122, 99-108.
- Economou-Eliopoulos, M., Tarkian, M. and Sambanis, G., 1999. On the geochemistry of chromites from the Pindos ophiolite complex, Greece. *Chemie der Erde*, 59, 19-31.
- Faupl P., Pavlopoulos A. and Migiros G., 1999. The Paleogene history of the Pelagonian zone S.L. (Hellenides, Greece): Heavy mineral study from terrigenous flysch sediments. *Geologica Carpathica*, 50, 6, 449-458
- Gartzos, E., Migiros, G. and Parcharidis, I., 1990. Chromites from ultramafic rocks of northern Evia (Greece) and their geotectonic significance. *Schweiz. Miner. Petrograph. Mitt.*, 70, 301-307.
- Guidotti, C.V. and Sassi, F.P., 1976. Muscovite as a petrogenetic indicator mineral in pelitic schists. *N. Jb. Mineral. Abh.*, 127, 97-142.
- Henry, D.J. and Guidotti, C.V., 1985. Tourmaline as a petrogenetic indicator mineral: An example from the staurolite-grade metapelites of NW Maine. *Am. Mineral.*, 70, 1-15.
- Hey, M.H., 1954. A new review on the Chlorites. *Min. Mag.*, 224, 277-298.
- Leigh, S.P. 1991. The sedimentary evolution of the Pindos foreland basin, western Greece. Ph.D. Thesis, Univ. Wales.

- Massone, H.J. and Schreyer, W., 1986. High pressure syntheses and X-ray properties of white micas in the system K_2O - MgO - Al_2O_3 - H_2O . *N. Jb. Miner. Abh.*, 153/2, 177-215.
- Migiros, G.P., Stasinoulas, E., Stasinoulas, V. and Tsagalidis, A., 1991. The cromite occurrences in the ultrabasic rocks of Southern Pilio. *Bull. Geol. Soc. Greece.*, 25, 2, 321-336.
- Pomonis, P., 2003. The Koziakas ophiolite: Geological study, petrogenetic evolution, geotectonic interpretation. Ph.D. Thesis, Univ. Patras, 328pp.
- Piper, D. J. W., Panagos, A. G., Pe, G. G., (1978), Conglomeratic Miocene flysch, western Greece. *J. Sed. Petr.*, 48, 117-26
- Richter, D., Mariolakas, I., Risch, H. (1978) The main flysch stages of the Hellenides, in: CLOSS, H., ROEDER, D., & SCHMIDT, K. (Eds) Alps, Apennines, Hellenides, E. Schweizerbatsche Verlagsbuch-handlung, 434-438
- Vakalas, J., Ananiadis, G., Mpourlokas, J., Poulimenos, D., Getsos, K., Avramidis, P., Zellidis, A. & Kontopoulos N. 2001. Palaeocurrent directions as an indicator of Pindos foreland evolution (central and southern part), Western Greece. *Bulletin of the Hellenic Geological Society*, vol. XXXIV/2, 785-791.
- Vakalas J.P. , 2003. The Evolution of Foreland Basins in Western Greece, Ph.D thesis, University of Patras, 373 pp.
- Wilson M. 1989. Igneous petrogenesis. Unwin Hyman, London, 466 pp.