

## Mediterranean Marine Science

Vol 16, No 1 (2015)

Vol 16, No 1 (2015)



### Age at maturity of Mediterranean marine fishes

A. C. TSIKLIRAS, K. I. STERGIU

doi: [10.12681/mms.659](https://doi.org/10.12681/mms.659)

#### To cite this article:

TSIKLIRAS, A. C., & STERGIU, K. I. (2014). Age at maturity of Mediterranean marine fishes. *Mediterranean Marine Science*, 16(1), 5–20. <https://doi.org/10.12681/mms.659>

## Age at maturity of Mediterranean marine fishes

A.C. TSIKLIRAS<sup>1</sup> AND K.I. STERGIU<sup>1,2</sup>

<sup>1</sup> Laboratory of Ichthyology, Department of Zoology, School of Biology, Aristotle University of Thessaloniki, UP Box 134, 541 24, Thessaloniki, Greece

<sup>2</sup> Institute of Marine Biological Resources and Inland Waters, Hellenic Centre for Marine Research, Aghios Kosmas, 16604, Athens, Greece

Corresponding author: [atsik@bio.auth.gr](mailto:atsik@bio.auth.gr)

Handling Editor: Konstantinos Tsagarakis

Received: 3 October 2103; Accepted: 22 July 2014; Published on line: 26 September 2014.

### Abstract

In this review, we collected data on the age at maturity ( $t_m$ ) and maximum reported age ( $t_{max}$ ) for 235 stocks of Mediterranean marine fishes, belonging to 82 species, 37 families, 12 orders and 2 classes (Actinopterygii and Elasmobranchii). Among Actinopterygii (mean  $t_m \pm SD = 2.20 \pm 1.43$  y,  $n = 215$ ),  $t_m$  ranged from 0.3 y, for the common goby *Pomatoschistus microps*, to 12 y, for the dusky grouper *Epinephelus marginatus*, while among Elasmobranchii (mean  $t_m \pm SD = 5.94 \pm 2.47$  y,  $n = 20$ ),  $t_m$  ranged between 2.7 y, for brown ray *Raja miraletus*, and 12 y for the picked dogfish *Squalus acanthias*. Overall,  $t_{max}$  ranged between 1 y, for the transparent goby *Aphia minuta*, and 70 y, for the wreckfish *Polyprion americanus*. Mean  $t_{max}$  of Actinopterygii ( $t_{max} \pm SD = 10.14 \pm 9.42$  y) was lower than that of Elasmobranchii ( $t_{max} \pm SD = 14.05 \pm 8.47$  y);  $t_m$  exhibited a strong positive linear relation with  $t_{max}$  for both Actinopterygii ( $\log t_m = 0.58 \times \log t_{max} - 0.25$ ,  $r^2 = 0.51$ ,  $P < 0.001$ ) and Elasmobranchii ( $\log t_m = 0.67 \times \log t_{max} - 0.006$ ,  $r^2 = 0.51$ ,  $P = 0.007$ ). Mean  $t_m/t_{max}$  did not differ significantly with sex within Actinopterygii (ANOVA:  $F = 0.27$ ,  $P = 0.60$ ,  $n = 90$ ; females: mean  $\pm SD = 0.276 \pm 0.143$ ; males: mean  $\pm SD = 0.265 \pm 0.138$ ) and Elasmobranchii (ANOVA:  $F = 1.44$ ,  $P = 0.25$ ,  $n = 10$ ; females: mean  $\pm SD = 0.499 \pm 0.166$ ; males: mean  $\pm SD = 0.418 \pm 0.133$ ). Finally, the dimensionless ratio  $t_m/t_{max}$  was significantly lower (ANOVA:  $F = 31.04$ ,  $P < 0.001$ ) for Actinopterygii (mean  $\pm SD = 0.270 \pm 0.135$ ,  $n = 180$ ) than for Elasmobranchii, (mean  $\pm SD = 0.458 \pm 0.152$ ,  $n = 20$ ), when stocks with combined sexes were excluded from the analysis.

**Keywords:** Age at maturity, maximum age, empirical equations, life history.

### Introduction

The reproductive life history characteristics of stocks, such as spawning period (Tsikliras *et al.*, 2010), length at maturity (Tsikliras & Stergiou, 2014) and fecundity (Despoti & Stergiou, 2013) are important for assessing the effects of fishing on populations and ecosystems (Jennings *et al.*, 1998). Age at maturity ( $t_m$ ) is a key element of the life history strategies of fishes and has been widely used in modelling and grouping fish species based on their traits (Winemiller & Rose, 1992; Rochet, 2000; King & McFarlane, 2003), as well as a stress indicator for fisheries (Trippel, 1995). Olsen *et al.* (2004) have shown that simultaneous decreases in growth rate and  $t_m$  are evidence of fishery-induced evolution in Atlantic cod (*Gadus morhua*) following population decrease that has been attributed to overfishing. The  $t_m$  is also essential in demographic analyses (Chen & Yuan, 2006) being the lower limit of generation time (= the mean age of the spawning stock), which is highly correlated with the intrinsic rate of population growth (Ainsley *et al.*, 2011).

The availability of  $t_m$  estimates is limited compared to length at maturity data (Tsikliras & Stergiou, 2014)

because it requires either ageing of caught individuals or knowledge of the local growth parameters in order for  $t_m$  to be estimated from the corresponding length at maturity. Therefore, the literature on the variability of  $t_m$  among families and orders of fish is rather scarce. Jennings *et al.* (1998) analyzed the life history traits of 18 fish stocks and report that stocks with high  $t_m$ , such as rays and skates, tend to decline more than expected from their rates of fishing mortality. Recently, Drazen & Haedrich (2012) analyzed the life history characteristics of 41 deep-sea demersal fishes and report that  $t_m$  increases with depth.

This review article is the third in the series of reviews on the reproductive biology of Mediterranean marine fishes, the first being by Tsikliras *et al.* (2010) on their spawning period, and complements the review on the size at maturity of Mediterranean fishes (Tsikliras & Stergiou, 2014).

The aim of the present work was to collect the available data on the age at maturity ( $t_m$ , y) and maximum reported age ( $t_{max}$ , y) for Mediterranean marine fish stocks and study: (a) the phylogenetic (between classes), sexual (between sexes) and habitat (among habitats - only for Actinopterygii) variability of  $t_m$ , (b) the relationship between  $t_m$  and  $t_{max}$  per class and (c) the dimensionless ratio

$t_m/t_{max}$  per class and sex, which shows the proportion of lifespan that is covered before and after maturation. The compilation of such a dataset is also important for setting historical baselines against which future estimates of  $t_m$  can be compared in order to define trends in  $t_m$  with time (i.e. shifting baselines: Pauly, 1995).

## Materials and Methods

The available and accessible information on  $t_m$  of Mediterranean marine fishes were extracted from journals, conference proceedings, theses, and technical reports for the period up to December 2013. The dataset also includes some stocks from the Marmara Sea, SE Black Sea, Suez Canal, and Bay of Cadiz because of their close proximity to the openings of the Mediterranean Sea (Table 1). Fish were classified in classes (Actinopterygii: actinopterygians or ray-finned fishes; Elasmobranchii: elasmobranchs or sharks, rays and skates), orders and families based on Eschmeyer (2012). Valid species names and authorities were according to FishBase ([www.fishbase.org](http://www.fishbase.org); Froese & Pauly, 2014). All ages were converted to years (y).

In the literature, there are several measures or definitions of sexual maturity (Binohlan, 1998; Tsikliras & Stergiou, 2014). When it comes to age at maturity, the most common definition is the median or mean age at which 50% of the population becomes mature for the first time, i.e. the age of first maturity (Tsikliras *et al.*, 2013a).

We also collected information on  $t_{max}$  (also in y) either from the original article or when not available from FishBase (Froese & Pauly, 2014) and consequently we computed the dimensionless ratio  $t_m/t_{max}$ . Additional information on the sampling procedure and habitat of each stock was recorded and, for the vast majority of stocks, is given in detail in Tsikliras & Stergiou (2014). Such information included country and specific location of sampling, duration and frequency of sampling, sex of specimens, number of individuals collected and sampling gear (Table 1). The habitat of each species was assigned based on the habitat information provided in FishBase (Froese & Pauly, 2014): demersal (D), pelagic (P), reef-associated (R), benthopelagic (BEP), bathydemersal (BAD) and bathypelagic (BAP). Although there are some inaccuracies regarding habitat allocation in FishBase, we decided to follow the habitat preferences exactly as they appear in FishBase for comparability purposes with previous articles and FishBase itself.

Analysis of variance (ANOVA) and covariance (ANCOVA) were used to compare means and regression lines, respectively. Fisher's Least Significance Difference (LSD) test was used to test for differences in the means between variables in multiple comparisons.

## Results

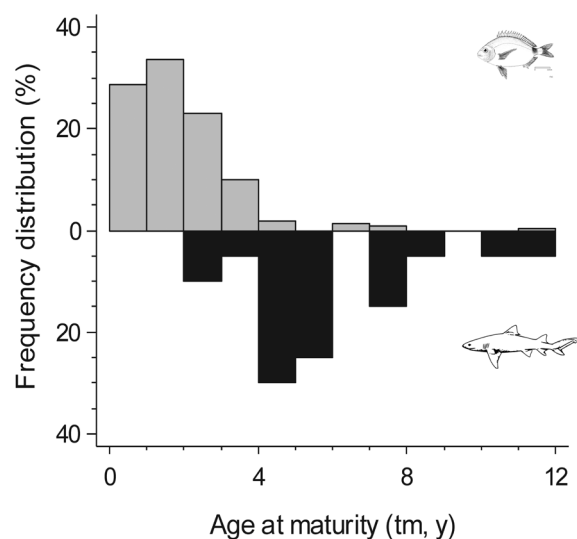
Perciformes were the most represented order (128 stocks; 54.5% of the total) of the dataset, Sparidae the most represented family (38 stocks; 16% of the total) and *Trachurus trachurus* the most represented species (17 stocks) (Table 1).

Overall, we collected data on  $t_m$  for 235 stocks, belonging to 82 species, 37 families, 12 orders and 2 classes (Table 1). Among Actinopterygii (n = 215),  $t_m$  ranged from 0.3 y, for the common goby *Pomatoschistus microps*, to 12 y for the dusky grouper *Epinephelus marginatus*, while among Elasmobranchii (n = 20), it ranged between 2.7 y, for the brown ray *Raja miraletus*, and 12 y for the picked dogfish *Squalus acanthias*. The mean  $t_m \pm SD$  was  $2.20 \pm 1.43$  y for Actinopterygii and  $5.94 \pm 2.47$  y for Elasmobranchii (Table 1). The  $t_{max}$  ranged between 1 y, for the transparent goby *Aphia minuta*, and 70 y, for the wreckfish *Polyprion americanus*. Mean  $t_{max}$  was lower for Actinopterygii ( $t_{max} \pm SD = 10.14 \pm 9.42$  y) compared to Elasmobranchii ( $t_{max} \pm SD = 14.05 \pm 8.47$  y). The frequency distribution of  $t_m$  was unimodal for both classes, with a peak at 2 y for Actinopterygii and a peak at 5 y for Elasmobranchii (Fig. 1).

The  $t_m$  exhibited a strong positive linear relation with  $t_{max}$  for both Actinopterygii and Elasmobranchii (Fig. 2). The slopes of the relations did not differ between Actinopterygii and Elasmobranchii (ANCOVA:  $F = 0.16$ ,  $P = 0.69$ ) but the intercepts did (ANCOVA:  $F = 72.45$ ,  $P < 0.001$ ). The empirical equations on the logarithmic values were (the non-transformed equations are also given for comparability purposes):

Actinopterygii  $\log t_m = 0.58 \times \log t_{max} - 0.25$ ,  $r^2 = 0.51$ ,  $P < 0.001$ ,  $n = 215$

$$(t_m = 0.11 \times t_{max} + 1.10)$$



**Fig. 1:** Percentage frequency distribution of age at maturity ( $t_m$ , y) of Mediterranean marine stocks per class. Grey bars refer to Actinopterygii (n=215) and black bars to Elasmobranchii (n=20).

**Table 1.** Age ( $t_m$ ) at maturity of Mediterranean marine fish stock and location of study. Habitat (D: demersal, P: pelagic, R: reef-associated, BEP: benthopelagic, BAD: bathydemersal, BAP: bathypelagic), Year: years of sampling, Sex (F: females, M: males, C: combined sexes), N: number of specimens examined; L<sub>max</sub>: maximum length (cm),  $t_m$ : age at maturity (y),  $t_{max}$ : maximum reported age (y), and the  $t_m/t_{max}$  ratio. Nomenclature based on FishBase. Italicized L<sub>max</sub> and  $t_{max}$  values were taken from FishBase (Froese & Pauly, 2014).

No	CLASS/Order/Family	Species	Location	Habitat	Year	Sex	N	L <sub>max</sub>	t <sub>m</sub>	t <sub>max</sub>	t <sub>m</sub> / t <sub>max</sub>	Reference
<b>ACTINOPTERYGII</b>												
<b>Aulopiformes</b>												
1	Chlorophthalmidae	<i>Chlorophthalmus agassizi</i>	Ionian Sea	BAD	2000	F	3342	19.2	3.0	8	<b>0.38</b>	D'Onghia <i>et al.</i> (2006)
2	Synodontidae	<i>Saurida undosquamis</i>	Levantine Sea	R	1999-2000	F	234	30.0	1.0	8	<b>0.13</b>	Ismen (2003a)
3		<i>Saurida undosquamis</i>	Levantine Sea	R	1999-2000	M	368	29.0	1.0	7	<b>0.14</b>	Ismen (2003a)
<b>Beloniformes</b>												
4	Belontiidae	<i>Belone belone</i>	Aegean Sea	P	1997	F	240	57.5	2.0	8	<b>0.25</b>	Uckun <i>et al.</i> (2004)
<b>Clupeiformes</b>												
5	Clupeidae	<i>Sardina pilchardus</i>	Aegean Sea	P	1993-1996	C	1271	15.6	1.0	4	<b>0.25</b>	Akyol <i>et al.</i> (1996)
6		<i>Sardina pilchardus</i>		P		F		19.5	1.0	4	<b>0.25</b>	Mouhoub (1986)
7		<i>Sardina pilchardus</i>		P		M		17.5	1.0	4	<b>0.25</b>	Mouhoub (1986)
8		<i>Sardina pilchardus</i>	Aegean Sea	P	2000-2002	F	2849	17.3	1.0	4	<b>0.25</b>	Tsikliras & Koutrakis (2013)
9		<i>Sardina pilchardus</i>	Aegean Sea	P	2000-2002	M	1993	16.2	0.9	4	<b>0.22</b>	Tsikliras & Koutrakis (2013)
10		<i>Sardinella aurita</i>	Aegean Sea	P	2000-2002	F	500	24.8	1.0	5	<b>0.21</b>	Tsikliras & Antonopoulou (2006)
11		<i>Sardinella aurita</i>	Aegean Sea	P	2000-2002	M	500	24.3	1.3	5	<b>0.27</b>	Tsikliras & Antonopoulou (2006)
12		<i>Sardinella aurita</i>		P	1995-1996	F	5467	25.5	1.5	5	<b>0.30</b>	Bouaziz <i>et al.</i> (2001)
13	Dussumeriidae	<i>Etrumeus sadina</i>	Alexandria coast	P	2008	F	656	25.0	2.0	3	<b>0.67</b>	Osman <i>et al.</i> (2011)
14		<i>Etrumeus sadina</i>	Alexandria coast	P	2008	M		25.0	2.0	3	<b>0.67</b>	Osman <i>et al.</i> (2011)
15	Engraulidae	<i>Engraulis encrasicolus</i>	Bay of Cadiz	P	1989	F	737	18.0	1.0	4	<b>0.25</b>	Millán (1999)
16		<i>Engraulis encrasicolus</i>	Bay of Cadiz	P	1990	F	1326	18.0	1.0	4	<b>0.25</b>	Millán (1999)
17		<i>Engraulis encrasicolus</i>	Bay of Cadiz	P	1991	F	469	18.0	1.0	4	<b>0.25</b>	Millán (1999)
18		<i>Engraulis encrasicolus</i>	Bay of Cadiz	P	1992	F	505	18.0	1.0	4	<b>0.25</b>	Millán (1999)
19		<i>Engraulis encrasicolus</i>	Bay of Cadiz	P	1989	M	751	18.0	1.0	4	<b>0.25</b>	Millán (1999)
20		<i>Engraulis encrasicolus</i>	Bay of Cadiz	P	1990	M	1181	18.0	1.0	4	<b>0.25</b>	Millán (1999)
21		<i>Engraulis encrasicolus</i>	Bay of Cadiz	P	1991	M	564	18.0	1.0	4	<b>0.25</b>	Millán (1999)
22		<i>Engraulis encrasicolus</i>	Bay of Cadiz	P	1992	M	612	18.0	1.0	4	<b>0.25</b>	Millán (1999)
23		<i>Engraulis encrasicolus</i>		P		C		19.0	2.0	4	<b>0.50</b>	Bouaziz & Bennoui (2004)
<b>Gadiformes</b>												
24	Gadidae	<i>Micromesistius poutassou</i>	Adriatic Sea	BAP		C		32.0	1.0	8	<b>0.13</b>	Frogia & Gramitto (1981)
25		<i>Trisopterus capelanus</i>	Aegean Sea	BEP	1986-1988	F	1502	25.0	1.2	5	<b>0.24</b>	Politou & Papaconstantinou (1991)
26		<i>Trisopterus capelanus</i>	Aegean Sea	BEP	1986-1988	M	1011	22.3	1.3	6	<b>0.22</b>	Politou & Papaconstantinou (1991)
27		<i>Trisopterus capelanus</i>	Adriatic Sea	BEP		C	887	25.0	1.0	5	<b>0.20</b>	Frogia (1981)
28	Merlucciidae	<i>Merluccius merluccius</i>	Mediterranean coast	D	1995-1998	C	423	66.0	4.1	9	<b>0.46</b>	Zoubi (2001)

(continued)

Table 1. (continued)

No	CLASS/Order/Family	Species	Location	Habitat	Year	Sex	N	L <sub>max</sub>	t <sub>m</sub>	t <sub>max</sub>	t <sub>m</sub> <sup>l</sup> / t <sub>max</sub> <sup>l</sup>	Reference
29		<i>Merluccius merluccius</i>	Algerian coast	D		F	73	65.5	2.9	9	<b>0.32</b>	Bouaziz <i>et al.</i> (2001)
30		<i>Merluccius merluccius</i>	-	D	1991-1993	F	955	68.0	2.7	9	<b>0.30</b>	Garcia-Rodriguez & Esteban (1995)
31		<i>Merluccius merluccius</i>	-	D	1991-1993	M	502	52.5	2.2	7	<b>0.31</b>	Garcia-Rodriguez & Esteban (1995)
32		<i>Merluccius merluccius</i>	Gulf of Lions	D	1989-1991	F	308	50.0	3.5	8	<b>0.44</b>	Recasens <i>et al.</i> (1998)
33		<i>Merluccius merluccius</i>	Gulf of Lions	D	1989-1991	M	619	42.0	3.0	8	<b>0.38</b>	Recasens <i>et al.</i> (1998)
34		<i>Merluccius merluccius</i>	Libyan coast	D	1972	F	81	44.0	4.0	9	<b>0.44</b>	Mugahid & Hashem (1982)
35		<i>Merluccius merluccius</i>	Libyan coast	D	1972	M	198	41.0	4.0	9	<b>0.44</b>	Mugahid & Hashem (1982)
36		<i>Merluccius merluccius</i>	Balearic Sea	D	1991-1993	F	955	68.0	2.0	7	<b>0.29</b>	Garcia-Rodriguez & Esteban (1995)
37		<i>Merluccius merluccius</i>	Balearic Sea	D	1991-1993	M	502	52.5	2.0	7	<b>0.29</b>	Garcia-Rodriguez & Esteban (1995)
38		<i>Merluccius merluccius</i>	Algerian coast	D		F		60.0	3.0	8	<b>0.38</b>	Bouaziz <i>et al.</i> (1998)
39		<i>Merluccius merluccius</i>	Algerian coast	D		M		60.0	2.0	8	<b>0.25</b>	Bouaziz <i>et al.</i> (1998)
<b>Mugiliformes</b>												
40	Mugilidae	<i>Liza aurata</i>	Ionian Sea	P	1992-1994	F	393	50.0	1.8	3	<b>0.61</b>	Hotos (1999)
41		<i>Liza aurata</i>	Ionian Sea	P	1992-1994	M	312	50.0	2.1	3	<b>0.70</b>	Hotos (1999)
42		<i>Liza haematocheila</i>	Aegean Sea	P	2003-2009	C	32	74.4	5.0	15	<b>0.33</b>	Minos <i>et al.</i> (2010)
43		<i>Liza haematocheila</i>	Black Sea	D	1995	F	87	66.7	3.0	15	<b>0.20</b>	Okumuş & Başçınar (1997)
44		<i>Liza haematocheila</i>	Black Sea	D	1995	M	79	66.7	2.0	15	<b>0.13</b>	Okumuş & Başçınar (1997)
45		<i>Liza ramada</i>	Aegean Sea	P	1989-1990	F	39	38.6	3.0	10	<b>0.30</b>	Koutrakis (1994)
46		<i>Liza ramada</i>	Ionian Sea	P	1990-1995	F	80	54.8	3.0	10	<b>0.30</b>	Minos (1996)
47		<i>Liza ramada</i>	Ionian Sea	P	1990-1995	M	64	42.0	3.0	10	<b>0.30</b>	Minos (1996)
48		<i>Liza ramada</i>	Levantine Sea	P	1992-1994	F	114	36.9	3.0	10	<b>0.30</b>	Ergene (2000)
49		<i>Liza ramada</i>	Levantine Sea	P	1992-1994	M	87	36.9	3.0	10	<b>0.30</b>	Ergene (2000)
50		<i>Liza saliens</i>	Aegean Sea	D	1989-1990	F	123	30.5	3.0	4	<b>0.75</b>	Koutrakis (1994)
51		<i>Liza saliens</i>	Aegean Sea	D	1989-1990	M	55	30.5	3.0	4	<b>0.75</b>	Koutrakis (1994)
52		<i>Liza saliens</i>	Ionian Sea	D	1991-1995	F	217	30.0	2.9	4	<b>0.73</b>	Katselis (1996)
53		<i>Liza saliens</i>	Ionian Sea	D	1991-1995	M	272	24.0	2.1	4	<b>0.52</b>	Katselis (1996)
<b>Perciformes</b>												
54	Apogonidae	<i>Apogon imberbis</i>	NW Mediterranean	R	1998-1999	F	122	12.1	1.0	5	<b>0.20</b>	Klein & Raventos (2007)
55		<i>Apogon imberbis</i>	NW Mediterranean	R	1998-1999	M	127	12.1	1.0	5	<b>0.20</b>	Klein & Raventos (2007)
56	Blenniidae	<i>Parablennius ruber</i>	D					14.1	1.0	3	<b>0.40</b>	Azevedo & Homem (2002)
57	Carangidae	<i>Caranx crysos</i>	Gulf of Gabes	R	2004-2006	F	777	41.4	2.8	11	<b>0.25</b>	Sley <i>et al.</i> (2012)
58		<i>Caranx crysos</i>	Gulf of Gabes	R	2004-2006	M	891	41.6	2.4	11	<b>0.22</b>	Sley <i>et al.</i> (2012)
59		<i>Seriola dumerli</i>	S Mediterranean	R	1990-1992	F	211	150.0	4.0	15	<b>0.27</b>	Marino <i>et al.</i> (1995)
60		<i>Seriola dumerli</i>	S Mediterranean	R	1990-1992	M	205	150.0	3.5	15	<b>0.23</b>	Marino <i>et al.</i> (1995)
61		<i>Trachurus mediterraneus</i>	Aegean Sea	P	1989-1991	F	369	39.3	1.4	10	<b>0.14</b>	Karlou-Riga (1995)

(continued)

Table 1. (continued)

No	CLASS/Order/Family	Species	Location	Habitat	Year	Sex	N	L <sub>max</sub>	t <sub>m</sub>	t <sub>max</sub>	t <sub>m</sub> / t <sub>max</sub>	Reference
62		<i>Trachurus trachurus</i>	Aegean Sea	P	1989-1991	F	595	33.9	2.6	10	0.26	Karlou-Riga (1995)
63		<i>Trachurus trachurus</i>	Adriatic Sea	P	1986	F	154	32.0	2.1	10	0.21	Alegria (1990)
64		<i>Trachurus trachurus</i>	Adriatic Sea	P	1986	M	150	32.0	2.6	10	0.26	Alegria (1990)
65		<i>Trachurus trachurus</i>	Adriatic Sea	P	1987	F	134	32.0	2.7	10	0.27	Alegria (1990)
66		<i>Trachurus trachurus</i>	Adriatic Sea	P	1987	M	155	32.0	2.8	10	0.28	Alegria (1990)
67		<i>Trachurus trachurus</i>	Adriatic Sea	P	1988	F	201	32.0	2.5	10	0.25	Alegria (1990)
68		<i>Trachurus trachurus</i>	Adriatic Sea	P	1988	M	180	32.0	2.7	10	0.27	Alegria (1990)
69		<i>Trachurus trachurus</i>		P		F		27.5	1.0	10	0.10	Korichi (1988)
70		<i>Trachurus trachurus</i>		P		M		27.5	1.0	10	0.10	Korichi (1988)
71		<i>Trachurus trachurus</i>	Balearic Sea	P	2001	F	33	22.0	2.0	10	0.20	Abaunza et al. (2003)
72		<i>Trachurus trachurus</i>	Balearic Sea	P	2001	M	67	22.0	2.0	10	0.20	Abaunza et al. (2003)
73		<i>Trachurus trachurus</i>	Ionian Sea	P	2001	F	43	37.0	1.9	10	0.19	Abaunza et al. (2003)
74		<i>Trachurus trachurus</i>	Ionian Sea	P	2001	M	41	43.0	2.7	10	0.27	Abaunza et al. (2003)
75		<i>Trachurus trachurus</i>	Aegean Sea	P	2001	F	85	34.0	2.6	10	0.26	Abaunza et al. (2003)
76		<i>Trachurus trachurus</i>	Aegean Sea	P	2001	M	67	37.0	0.9	10	0.09	Abaunza et al. (2003)
77		<i>Trachurus trachurus</i>	Alboran Sea	P	2001	F	29	39.0	1.8	10	0.18	Abaunza et al. (2003)
78		<i>Trachurus trachurus</i>	Alboran Sea	P	2001	M	60	37.0	1.8	10	0.18	Abaunza et al. (2003)
79	Centracanthidae	<i>Spicara flexuosa</i>	Ionian Sea	P	1984-1985	F	1870	14.7	1.0	5	0.20	Mytilineou (1988)
80		<i>Spicara flexuosa</i>	Ionian Sea	P	1984-1985	M	885	16.8	1.0	5	0.20	Mytilineou (1988)
81		<i>Spicara maena</i>	Aegean Sea	P	2004-2007	F	1766	20.0	2.0	5	0.40	Soykan et al. (2010)
82		<i>Spicara maena</i>	Aegean Sea	P	2004-2007	M	398	20.0	2.0	5	0.40	Soykan et al. (2010)
83	Cepolidae	<i>Cepola macrophthalma</i>	Aegean Sea	D	1986-1988	F	1763	40.0	1.9	5	0.38	Stergiou et al. (1996)
84		<i>Cepola macrophthalma</i>	Aegean Sea	D	1986-1988	M	1588	60.0	2.6	6	0.43	Stergiou et al. (1996)
85	Gobiidae	<i>Aphia minuta</i>	Balearic Sea	P	1985-1993	F	168	4.4	0.7	1	0.70	Iglesias & Morales-Nin (2001)
86		<i>Aphia minuta</i>	Balearic Sea	P	1985-1993	M	182	4.0	0.6	1	0.60	Iglesias & Morales-Nin (2001)
87		<i>Crystalllogobius linearis</i>	Adriatic Sea	D	1996	F	114	3.3	0.4	1	0.42	La Mesa (2001)
88		<i>Crystalllogobius linearis</i>	Adriatic Sea	D	1996	M	100	4.1	0.4	1	0.42	La Mesa (2001)
89		<i>Deltentosteus quadrimaculatus</i>	Aegean Sea	D	2004-2007	F	527	9.2	2.0	5	0.40	Metin et al. (2011b)
90		<i>Deltentosteus quadrimaculatus</i>	Aegean Sea	D	2004-2007	M	470	9.2	2.0	5	0.40	Metin et al. (2011b)
91		<i>Gobius vittatus</i>	Adriatic Sea	D	2001-2002	F	402	5.4	0.8	2	0.35	Kovacic (2007)
92		<i>Gobius vittatus</i>	Adriatic Sea	D	2001-2002	M	302	5.3	0.8	2	0.35	Kovacic (2007)
93		<i>Pomatoschistus marmoratus</i>	Suez Canal	D	1986-1987	F	311	5.6	1.0	2	0.50	Fouda et al. (1993)
94		<i>Pomatoschistus marmoratus</i>	Suez Canal	D	1986-1987	M	115	5.6	1.0	2	0.50	Fouda et al. (1993)
95		<i>Pomatoschistus microps</i>	Mauguio Lagoon	D	1985-1989	C	7363	4.7	0.3	2	0.15	Bouchereau et al. (1993)
96		<i>Silhouettea aegyptia</i>	Suez Canal	D	1986-1987	F	300	5.2	1.0	2	0.50	Fouda et al. (1993)
97		<i>Silhouettea aegyptia</i>	Suez Canal	D	1986-1987	M	178	5.2	1.0	2	0.50	Fouda et al. (1993)

(continued)

Table 1. (continued)

No	CLASS/Order/Family	Species	Location	Habitat	Year	Sex	N	L <sub>max</sub>	t <sub>m</sub>	t <sub>max</sub>	t <sub>m</sub> /t <sub>max</sub>	Reference
98		<i>Zosterisessor ophiocephalus</i>	Venice Lagoon	D	2001	F	171	20.0	0.9	5	0.18	Franco <i>et al.</i> (2012)
99	Moronidae	<i>Dicentrarchus labrax</i>	Gulf of Annaba	D	1990-1991	F	300	60.0	3.0	15	0.20	Kara (1997)
100		<i>Dicentrarchus labrax</i>	Gulf of Annaba	D	1990-1991	M	227	60.0	2.0	15	0.13	Kara (1997)
101		<i>Dicentrarchus labrax</i>	Tunisian coast	D	1973-1975	F		56.0	4.5	15	0.30	Quignard <i>et al.</i> (1978)
102		<i>Dicentrarchus labrax</i>	Tunisian coast	D	1973-1975	M		56.0	2.5	15	0.17	Quignard <i>et al.</i> (1978)
103		<i>Dicentrarchus labrax</i>	Alexandria coast	D	1981-1982	F	467	67.0	4.0	15	0.27	Wassef & El Emary (1989)
104		<i>Dicentrarchus labrax</i>	Alexandria coast	D	1981-1982	M	232	44.4	2.0	15	0.13	Wassef & El Emary (1989)
105	Mullidae	<i>Mullus barbatus barbatus</i>	Mediterranean coast	D	1995-1998	C	104	24.9	1.9	7	0.29	Zoubi (2001)
106		<i>Mullus barbatus barbatus</i>	Adriatic Sea	D	1972-1975	M		15.4	1.0	6	0.18	Jukic & Piccinetti (1981)
107		<i>Mullus barbatus barbatus</i>	Adriatic Sea	D	1972-1975	F		18.0	1.0	8	0.13	Jukic & Piccinetti (1981)
108		<i>Mullus surmuletus</i>	Mediterranean coast	D	2009	F	179	30.0	2.0	6	0.33	Lamrini (2010)
109		<i>Mullus surmuletus</i>	Mediterranean coast	D	2009	M	113	29.0	2.0	5	0.40	Lamrini (2010)
110		<i>Mullus surmuletus</i>	Mediterranean coast	D	2007-2008	C	1385	28.0	1.4	6	0.25	Mehanna (2009)
111		<i>Mullus surmuletus</i>	Aegean Sea	D	1991-1992	F	157	29.9	2.0	6	0.33	Vassilopoulou & Papaconstantinou (1995)
112		<i>Mullus surmuletus</i>	Aegean Sea	D	1991-1992	M	245	26.4	1.0	5	0.20	Vassilopoulou & Papaconstantinou (1995)
113		<i>Mullus surmuletus</i>	Balearic Sea	D	1990-1992	F		32.0	1.0	6	0.17	Renones <i>et al.</i> (1995)
114		<i>Mullus surmuletus</i>	Balearic Sea	D	1990-1992	M		32.0	1.0	5	0.20	Renones <i>et al.</i> (1995)
115		<i>Upeneus moluccensis</i>	Levantine Sea	R	2002-2003	F	343	21.1	1.0	5	0.20	Ozvarol <i>et al.</i> (2010)
116		<i>Upeneus moluccensis</i>	Levantine Sea	R	2002-2003	M	121	16.4	1.0	5	0.20	Ozvarol <i>et al.</i> (2010)
117		<i>Upeneus pori</i>	Levantine Sea	D	1999-2000	F	324	17.0	1.0	5	0.20	Ismen (2006)
118		<i>Upeneus pori</i>	Levantine Sea	D	1999-2000	M	292	15.1	1.0	5	0.20	Ismen (2006)
119	Polyprionidae	<i>Polyprion americanus</i>	Ionian Sea	D		C	34	131.0	7.5	70	0.11	Carbonara <i>et al.</i> (2003)
120	Pomatomidae	<i>Pomatomus saltatrix</i>	Gulf of Gabès	P	1998-2000	F	288	34.5	1.9	9	0.21	Dhib <i>et al.</i> (2006)
121		<i>Pomatomus saltatrix</i>	Gulf of Gabès	P	1998-2000	M		34.5	2.4	9	0.27	Dhib <i>et al.</i> (2006)
122	Scaridae	<i>Sparisoma cretense</i>	Aegean Sea	R	1985-1986	F	157	32.5	1.0	8	0.13	Papaconstantinou <i>et al.</i> (1988)
123		<i>Sparisoma cretense</i>	Aegean Sea	R	1985-1986	M	163	32.5	2.0	8	0.25	Papaconstantinou <i>et al.</i> (1988)
124	Sciaenidae	<i>Argyrosomus regius</i>	Balearic Islands	BEP	2007-2011	F	116		3.5	42	0.08	Gil <i>et al.</i> (2013)
125		<i>Argyrosomus regius</i>	Balearic Islands	BEP	2007-2011	M	115		2.7	42	0.06	Gil <i>et al.</i> (2013)
126		<i>Sciaena umbra</i>	Gulf of Tunis	D	1995-1996	F	127	59.2	2.6	21	0.12	Chakroun-Marzouk & Ktari (2003)
127		<i>Sciaena umbra</i>	Gulf of Tunis	D	1995-1996	M	110	53.0	2.6	21	0.13	Chakroun-Marzouk & Ktari (2003)
128	Scombridae	<i>Sarda sarda</i>	Sea of Marmara	P	2003-2005	C	694	71.0	1.0	4	0.25	Ates <i>et al.</i> (2008)
129		<i>Thunnus thynnus</i>	entire	P	1998-2004		501	290.3	3.0	15	0.20	Corriero <i>et al.</i> (2005)
130	Serranidae	<i>Epinephelus marginatus</i>	Algerian coast	R	1993-1994	F	44	72.0	7.0	50	0.14	Kara & Derbal (1999)
131		<i>Epinephelus marginatus</i>	Balearic Sea	R	1998-2004	F	196	100.3	6.3	50	0.13	Renones <i>et al.</i> (2010)
132		<i>Epinephelus marginatus</i>	S Mediterranean	R	1994-1996	F	219	119.0	5.0	50	0.10	Marino <i>et al.</i> (2001)
133		<i>Epinephelus marginatus</i>	S Mediterranean	R	1994-1996	M	59	129.0	12.0	50	0.24	Marino <i>et al.</i> (2001)

(continued)

Table 1. (continued)

No	CLASS/Order/Family	Species	Location	Habitat	Year	Sex	N	L <sub>max</sub>	t <sub>m</sub>	t <sub>max</sub>	t <sub>m</sub> /t <sub>max</sub>	Reference
134		<i>Serranus hepatus</i>	Adriatic Sea	D	2002-2003	C	1218	9.0	2.0	7	0.29	Dulic <i>et al.</i> (2007)
135	Sparidae	<i>Boops boops</i>	Mediterranean coast	D	1995-1998	C	110	25.6	1.4	5	0.29	Zoubi (2001)
136		<i>Boops boops</i>	Adriatic Sea	D	1957-1958	F	335	23.0	2.0	5	0.40	Alegria-Hernández (1990)
137		<i>Boops boops</i>	Adriatic Sea	D	1957-1958	M	440	20.0	1.5	5	0.30	Alegria-Hernández (1990)
138		<i>Boops boops</i>	Algerian coast	D		F		23.5	2.0	5	0.40	Chali-Chabane (1988)
139		<i>Boops boops</i>	Cretan Sea	D	1988-1990	F	778	18.0	1.0	5	0.20	Kallianiotis (1992)
140		<i>Boops boops</i>	Cretan Sea	D	1988-1990	M	597	18.0	1.0	5	0.20	Kallianiotis (1992)
141		<i>Boops boops</i>	Cretan Sea	D	1988-1990	F	695	18.0	1.0	5	0.20	Kallianiotis (1992)
142		<i>Boops boops</i>	Cretan Sea	D	1988-1990	M	456	18.0	1.0	5	0.20	Kallianiotis (1992)
143		<i>Dentex dentex</i>	Balearic Sea	BEP	1993-1995	F	210	80.0	2.2	28	0.08	Morales-Nin & Moranta (1997)
144		<i>Dentex dentex</i>	Balearic Sea	BEP	1993-1995	M		75.0	6.7	28	0.24	Morales-Nin & Moranta (1997)
145		<i>Diplodus annularis</i>	Adriatic Sea	BEP	2000-2002	F	745	23.0	2.6	13	0.20	Matić-Skokko <i>et al.</i> (2007)
146		<i>Diplodus annularis</i>	Adriatic Sea	BEP	2000-2002	M	780	20.0	2.1	13	0.16	Matić-Skokko <i>et al.</i> (2007)
147		<i>Diplodus sargus sargus</i>	Gulf of Tunis	D	2002-2004	F	108	37.2	4.0	10	0.40	Mouine <i>et al.</i> (2007)
148		<i>Diplodus sargus sargus</i>	Gulf of Tunis	D	2002-2004	M	37	30.0	4.0	10	0.40	Mouine <i>et al.</i> (2007)
149		<i>Diplodus sargus sargus</i>	Algerian coast	D		F	98	34.6	4.0	10	0.40	Benchalel & Kara (2010)
150		<i>Diplodus sargus sargus</i>	Algerian coast	D		M	143	34.6	4.0	10	0.40	Benchalel & Kara (2010)
151		<i>Diplodus sargus sargus</i>	Algerian coast	D	2005-2006	F	98	34.6	4.0	10	0.40	Benchalel & Kara (2013)
152		<i>Diplodus sargus sargus</i>	Algerian coast	D	2005-2006	M	143	24.0	4.0	10	0.40	Benchalel & Kara (2013)
153		<i>Diplodus vulgaris</i>	Sicilian Channel	BEP	1997-1999	F	235	30.0	1.5	7	0.21	Beltrano <i>et al.</i> (2003)
154		<i>Diplodus vulgaris</i>	Sicilian Channel	BEP	1997-1999	M	209	30.0	2.0	7	0.29	Beltrano <i>et al.</i> (2003)
155		<i>Diplodus vulgaris</i>	Syrian coast	BEP	1999-2001	F		30.0	2.0	7	0.29	Hammoud & Saad (2007)
156		<i>Diplodus vulgaris</i>	Syrian coast	BEP	1999-2001	M		30.0	2.0	7	0.29	Hammoud & Saad (2007)
157		<i>Lithognathus mormyrus</i>	Levantine Sea	D	1998-1999	F	1612	27.7	2.0	12	0.16	Türkmen & Akyurt (2003)
158		<i>Lithognathus mormyrus</i>	Levantine Sea	D	1998-1999	M	1626	22.8	1.7	12	0.14	Türkmen & Akyurt (2003)
159		<i>Lithognathus mormyrus</i>	Sicilian Channel	D	1997-1998	F	221	34.0	1.7	12	0.14	Vitale <i>et al.</i> (2003, 2011)
160		<i>Lithognathus mormyrus</i>	Sicilian Channel	D	1997-1998	M	230	34.0	1.7	12	0.14	Vitale <i>et al.</i> (2003, 2011)
161		<i>Lithognathus mormyrus</i>	Sicilian Channel	D	1997-1998	F	142	35.0	1.6	12	0.13	Vitale <i>et al.</i> (2003, 2011)
162		<i>Lithognathus mormyrus</i>	Sicilian Channel	D	1997-1998	M	188	35.0	1.6	12	0.13	Vitale <i>et al.</i> (2003, 2011)
163		<i>Lithognathus mormyrus</i>	Aegean Sea	D	1997-1999	F	821	34.1	3.6	12	0.30	Kallianiotis <i>et al.</i> (2005)
164		<i>Lithognathus mormyrus</i>	Aegean Sea	D	1997-1999	M	477	28.8	2.5	12	0.21	Kallianiotis <i>et al.</i> (2005)
165		<i>Pagellus acarne</i>	Mediterranean coast	BEP	1995-1998	C	101	25.5	1.9	8	0.23	Zoubi (2001)
166		<i>Pagellus erythrinus</i>	Cretan Sea	BEP	1988-1991	F	1190	27.1	1.8	6	0.30	Somarakis & Machias (2002)
167		<i>Pagellus erythrinus</i>	Cretan Sea	BEP	1988-1991	M		27.1	2.0	7	0.29	Somarakis & Machias (2002)
168		<i>Pagellus erythrinus</i>	Gulf of Alger	BEP		F		36.5	1.0	6	0.17	Cherabi (1987)
169		<i>Pagellus erythrinus</i>	Aegean Sea	BEP	2002-2007	F	1717	24.9	2.0	7	0.29	Metin <i>et al.</i> (2011a)

(continued)



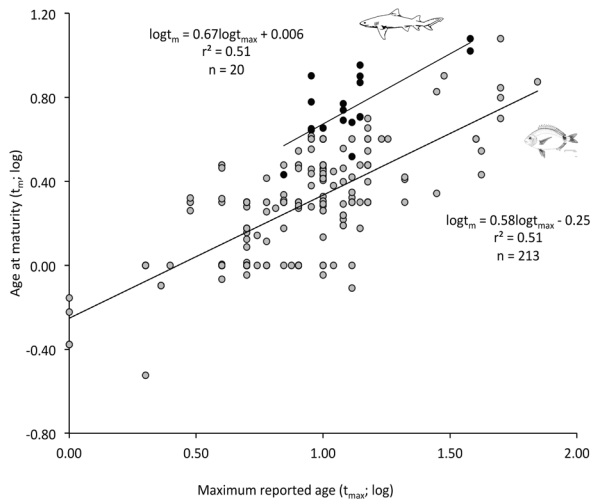
Table 1. (continued)

No	CLASS/Order/Family	Species	Location	Habitat	Year	Sex	N	L <sub>max</sub>	t <sub>m</sub>	t <sub>max</sub>	t <sub>m</sub> / t <sub>max</sub>	Reference
170		<i>Pagellus erythrinus</i>	Aegean Sea	BEP	2002-2007	M	136	27.8	3.0	7	0.43	Metin <i>et al.</i> (2011a)
171		<i>Sarpa salpa</i>	Adriatic Sea	BEP	2004	M	601	36.8	2.0	15	0.13	Pallaoro <i>et al.</i> (2008)
172		<i>Spondylitosa cantharus</i>	Gulf of Tunis	BEP	2005-2006	F	330	31.6	4.0	13	0.31	Mouine <i>et al.</i> (2011)
173	Sphyraenidae	<i>Sphyraena chrysotaenia</i>	Mediterranean coast P			F		27.0	1.0	8	0.13	Wadie <i>et al.</i> (1988)
174		<i>Sphyraena chrysotaenia</i>	Mediterranean coast P			M		27.0	1.0	8	0.13	Wadie <i>et al.</i> (1988)
175		<i>Sphyraena chrysotaenia</i>	Gulf of Gabès	P	2003-2005	F	432	28.3	2.0	8	0.25	Zouari-Ktari <i>et al.</i> (2009)
176		<i>Sphyraena chrysotaenia</i>	Gulf of Gabès	P	2003-2005	M	516	24.9	2.0	8	0.25	Zouari-Ktari <i>et al.</i> (2009)
177		<i>Sphyraena sphyraena</i>	Mediterranean coast P			F		42.0	1.0	8	0.13	Wadie <i>et al.</i> (1988)
178		<i>Sphyraena sphyraena</i>	Mediterranean coast P			M		42.0	1.0	8	0.13	Wadie <i>et al.</i> (1988)
179		<i>Uranoscopus scaber</i>	Tunisian coast	D		F	537	33.0	2.0	5	0.40	Kartas & Bondka (1986)
180		<i>Uranoscopus scaber</i>	Tunisian coast	D		M	347	26.0	1.0	5	0.20	Kartas & Bondka (1986)
181	Xiphiidae	<i>Xiphias gladius</i>	Ligurian Sea	P	1990-2001	F	1847	334.5	4.0	10	0.40	Orsi Relimi <i>et al.</i> (2003)
<b>Pleuronectiformes</b>												
182	Scophthalmidae	<i>Lepidorhombus boscii</i>	Aegean Sea	D	1990-1992	F	1422	29.5	2.0	13	0.15	Vassilopoulou <i>et al.</i> (1997)
183		<i>Lepidorhombus boscii</i>	Aegean Sea	D	1990-1992	M	1009	23.5	1.0	11	0.09	Vassilopoulou <i>et al.</i> (1997)
184	Soleidae	<i>Bathysolea profundicola</i>	Sardinia	BAP		F		16.5	2.9	12	0.24	Cau & Deiana (1983)
185		<i>Bathysolea profundicola</i>	Sardinia	BAP		M		14.7	2.0	10	0.20	Cau & Deiana (1983)
186		<i>Buglossidium luteum</i>	Aegean Sea	D	2004-2007	F	563	11.6	2.0	13	0.15	Ilkyaz <i>et al.</i> (2010)
187		<i>Buglossidium luteum</i>	Aegean Sea	D	2004-2007	M	395	10.1	2.0	13	0.15	Ilkyaz <i>et al.</i> (2010)
188		<i>Buglossidium luteum</i>	Adriatic Sea	D		C	3400	14.5	1.0	13	0.08	Giovanardi & Piccinetti (1981)
189		<i>Microchirus azevia</i>	Algarve Coast	D	1998-1999	F	623	37.6	2.9	8	0.36	Afonso-Dias <i>et al.</i> (2005)
190		<i>Monochirus hispidus</i>	Sardinia	D		F		14.1	2.2	13	0.17	Cau & Deiana (1983)
191		<i>Monochirus hispidus</i>	Sardinia	D		M		10.7	0.8	13	0.06	Cau & Deiana (1983)
192		<i>Synapturichthys kleinii</i>	Sardinia	D		F		39.5	3.6	9	0.40	Cau & Deiana (1983)
193		<i>Synapturichthys kleinii</i>	Sardinia	D		M		38.9	1.9	8	0.24	Cau & Deiana (1983)
<b>Scorpaeniformes</b>												
194	Sebastidae	<i>Helicolenus dactylopterus</i>	Algerian coast	BAD		F		32.0	4.0	40	0.10	Nouar (2003)
195		<i>Helicolenus dactylopterus</i>	Algerian coast	BAD		M		28.0	4.0	40	0.10	Nouar (2003)
196	Scorpaenidae	<i>Scorpaena elongata</i>	Sicilian channel	D	1985-1998	F	664	57.0	8.0	30	0.27	Ragonese <i>et al.</i> (2003)
197		<i>Scorpaena porcus</i>	Gulf of Gabès	D		F	540	22.9	3.0	10	0.30	Bradai & Bouain (1991)
198		<i>Scorpaena porcus</i>	Gulf of Gabès	D		M	684	20.8	3.0	10	0.30	Bradai & Bouain (1991)
199		<i>Scorpaena toppei</i>	Balearic Islands	D	2005-2010	F	85	12.8	1.0	5	0.20	Ordines <i>et al.</i> (2012)
200		<i>Scorpaena toppei</i>	Balearic Islands	D	2005-2010	M	90	12.8	1.0	5	0.20	Ordines <i>et al.</i> (2012)
201	Triglidae	<i>Chelidonichthys cuculus</i>	Tyrrhenian Sea	D	1994-1997	F		27.0	2.0	21	0.10	Colloca <i>et al.</i> (2003)
202		<i>Chelidonichthys cuculus</i>	Tyrrhenian Sea	D	1994-1997	M		27.0	2.0	13	0.15	Colloca <i>et al.</i> (2003)
203		<i>Chelidonichthys lucerna</i>	Gulf of Gabès	D	2003-2004	F	195	36.0	3.0	15	0.20	Boudaya <i>et al.</i> (2008)

(continued)

Table 1. (continued)

No	CLASS/Order/Family	Species	Location	Habitat	Year	Sex	N	L <sub>max</sub>	t <sub>m</sub>	t <sub>max</sub>	t <sub>m</sub> / t <sub>max</sub>	Reference
204		<i>Chelidonichtithys lucerna</i>	Gulf of Gabes	D	2003-2004	M	91	26.0	1.5	14	0.11	Boudaya <i>et al.</i> (2008)
205		<i>Chelidonichtithys lucerna</i>	Iskenderun Bay	D	1999-2000	F	199	30.3	2.0	15	0.13	Ismen <i>et al.</i> (2004)
206		<i>Chelidonichtithys lucerna</i>	Iskenderun Bay	D	1999-2000	M	143	21.2	2.0	14	0.14	Ismen <i>et al.</i> (2004)
207		<i>Chelidonichtithys lucerna</i>	Marmara Sea	D	1996-1997	F	98	41.5	3.0	15	0.20	Eryilmaz & Meric (2005)
208		<i>Chelidonichtithys lucerna</i>	Marmara Sea	D	1996-1997	M	45	37.0	3.0	14	0.21	Eryilmaz & Meric (2005)
209		<i>Lepidotrigla cavillone</i>	Aegean Sea	D	1976-1978	F	1429	16.0	1.5	5	0.30	Papaconstantinou (1982)
210		<i>Lepidotrigla cavillone</i>	Tyrrhenian Sea	D	1985-1995	F	308	14.0	2.0	5	0.40	Colloca <i>et al.</i> (1997)
211		<i>Lepidotrigla cavillone</i>	Tyrrhenian Sea	D	1985-1995	M	2196	14.0	2.0	5	0.40	Colloca <i>et al.</i> (1997)
212		<i>Lepidotrigla cavillone</i>	Aegean Sea	D	2004-2007	F	824	14.0	2.0	5	0.40	Ilkyaz <i>et al.</i> (2010)
213		<i>Lepidotrigla cavillone</i>	Aegean Sea	D	2004-2007	M	603	15.0	2.0	5	0.40	Ilkyaz <i>et al.</i> (2010)
		<b>Zeiformes</b>										
214	Zeidae	<i>Zeus faber</i>	Aegean Sea	BEP	2006-2008	F	97	52.8	4.0	17	0.24	Ismen <i>et al.</i> (2013)
215		<i>Zeus faber</i>	Aegean Sea	BEP	2006-2008	M	60	42.9	4.0	18	0.22	Ismen <i>et al.</i> (2013)
		<b>ELASMOBRANCHII</b>										
		<b>Rajiformes</b>										
216	Dasyatidae	<i>Dasyatis pastinaca</i>	Levantine Sea	D	1999-2000	F	110	88.0	4.5	10	0.45	Ismen (2003b)
217		<i>Dasyatis pastinaca</i>	Levantine Sea	D	1999-2000	M	146	73.0	4.5	10	0.45	Ismen (2003b)
218	Rajidae	<i>Dipturus oxyrinchus</i>	Aegean Sea	BAD	2005-2007	F	89	100.0	8.0	9	0.89	Yigin & Ismen (2010)
219		<i>Dipturus oxyrinchus</i>	Aegean Sea	BAD	2005-2007	M	90	86.5	6.0	9	0.67	Yigin & Ismen (2010)
220		<i>Raja radula</i>	Gulf of Gabes	D	2007	F	550	80.0	5.9	12	0.49	Kadri <i>et al.</i> (2013)
221		<i>Raja radula</i>	Gulf of Gabes	D	2007	M	400	65.0	4.5	9	0.50	Kadri <i>et al.</i> (2013)
222		<i>Raja miraletus</i>	Gulf of Gabes	D	2007	F	95	56.0	4.4	9	0.49	Kadri <i>et al.</i> (2012)
223		<i>Raja miraletus</i>	Gulf of Gabes	D	2007	M	85	58.0	2.7	7	0.39	Kadri <i>et al.</i> (2012)
224		<i>Raja undulata</i>	Algarve Coast	D	1999-2000	F	93	88.2	9.0	14	0.64	Coelho & Erzini (2006)
225		<i>Raja undulata</i>	Algarve Coast	D	1999-2000	M	94	83.2	8.0	14	0.57	Coelho & Erzini (2006)
226	Rhinobatidae	<i>Rhinobatos cemiculus</i>	Gulf of Gabes	D		F		198.0	5.1	14	0.36	Enajjar <i>et al.</i> (2012)
227		<i>Rhinobatos cemiculus</i>	Gulf of Gabes	D		M		198.0	2.9	10	0.29	Enajjar <i>et al.</i> (2012)
		<b>Squaliformes</b>										
228	Squalidae	<i>Squalus acanthias</i>	Black Sea	BEP		F		150.0	12.0	38	0.32	Demirhan & Seyhan (2007)
229		<i>Squalus acanthias</i>	Black Sea	BEP		M		150.0	10.5	38	0.28	Demirhan & Seyhan (2007)
230		<i>Squalus blainville</i>	Sicilian Channel	D	1985-1991	F	812	92.0	5.1	14	0.36	Cannizzaro <i>et al.</i> (1995)
231		<i>Squalus blainville</i>	Sicilian Channel	D	1985-1991	M	1038	73.5	3.3	13	0.25	Cannizzaro <i>et al.</i> (1995)
232		<i>Squalus blainville</i>	Gulf of Gabès	D	2004-2005	F	81	100.0	7.4	14	0.53	Marouani <i>et al.</i> (2007, 2010)
233		<i>Squalus blainville</i>	Gulf of Gabès	D	2004-2005	M	71	100.0	4.8	13	0.37	Marouani <i>et al.</i> (2007, 2010)
		<b>Carcharhiniformes</b>										
234	Carcharhinidae	<i>Prionace glauca</i>	E Mediterranean	P	1998-2003	F	178	349	5.5	12	0.46	Megalofonou <i>et al.</i> (2009)
235		<i>Prionace glauca</i>	E Mediterranean	P	1998-2003	M	323	330	4.9	12	0.41	Megalofonou <i>et al.</i> (2009)



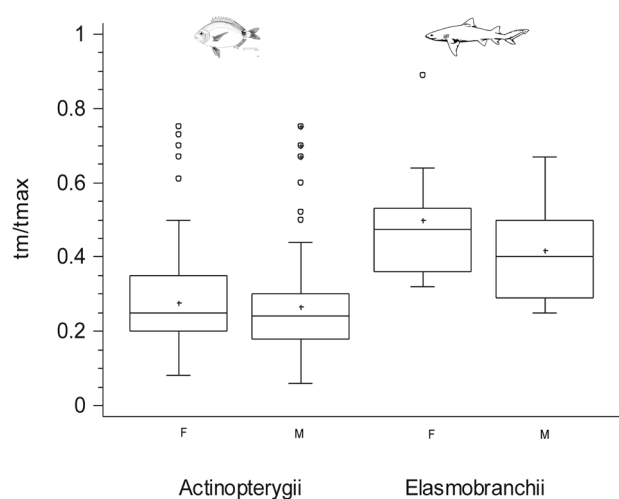
**Fig. 2:** The relationship of age at maturity ( $t_m$ , y) with maximum reported age ( $t_{max}$ , x) of Mediterranean marine fish stocks per class. Grey dots and dashed trend line refer to Actinopterygii (n=215) and black dots and continuous trend line to Elasmobranchii (n=20). All values have been logarithmically transformed.

Elasmobranchii  $\log t_m = 0.67 \times \log t_{max} + 0.006$ ,  $r^2 = 0.51$ ,  $P = 0.007$ ,  $n = 20$

$$(t_m = 0.23 \times t_{max} + 2.72)$$

Mean  $t_m/t_{max}$  was not significantly different (ANOVA:  $F = 0.27$ ,  $P = 0.60$ ) between female (mean  $\pm$  SD =  $0.276 \pm 0.143$ ,  $n = 90$ ) and male (mean  $\pm$  SD =  $0.265 \pm 0.138$ ,  $n = 90$ ) Actinopterygii (Fig. 3). Similarly, mean  $t_m/t_{max}$  was not significantly different (ANOVA:  $F = 1.44$ ,  $P = 0.25$ ) between female (mean  $\pm$  SD =  $0.499 \pm 0.166$ ,  $n = 10$ ) and male (mean  $\pm$  SD =  $0.418 \pm 0.133$ ,  $n = 10$ ) Elasmobranchii (Fig. 3). Consequently, sexes were combined per class and mean  $t_m/t_{max}$  was then compared between classes. Mean  $t_m/t_{max}$  was significantly higher (ANOVA:  $F = 31.04$ ,  $P < 0.001$ ) in Elasmobranchii (mean  $\pm$  SD =  $0.458 \pm 0.152$ ,  $n = 20$ ) compared to Actinopterygii (mean  $\pm$  SD =  $0.270 \pm 0.135$ ,  $n = 180$ ) (Fig. 4).

With respect to habitat, the mean  $t_m/t_{max}$  of Actinopterygii ranged between 0.06 and 0.43 for benthopelagic (BEP: mean  $\pm$  SD =  $0.22 \pm 0.086$ ,  $n = 23$ ), between 0.06 and 0.75 for demersal (D: mean  $\pm$  SD =  $0.29 \pm 0.142$ ,  $n = 107$ ), between 0.09 and 0.70 for pelagic (P: mean  $\pm$  SD =  $0.28 \pm 0.143$ ,  $n = 63$ ), and between 0.10 and 0.27 for reef-associated stocks (R: mean  $\pm$  SD =  $0.19 \pm 0.053$ ,  $n = 16$ ) (Fig. 5). Elasmobranchii (n = 20) as well as bathydemersal (BAD: n = 3) and bathypelagic (BAP: n = 3) actinopterygian stocks were excluded from this comparison because of their small sample size. Overall, mean  $t_m/t_{max}$  values were significantly different among the four habitat categories of Actinopterygii (ANOVA:  $F = 3.67$ ,  $P = 0.013$ ). Based on Fisher's LSD test, there were no differences in the means between benthopelagic and reef-associated (BEP and R), between benthopelagic and pelagic (BEP and P) and between demersal and pelagic

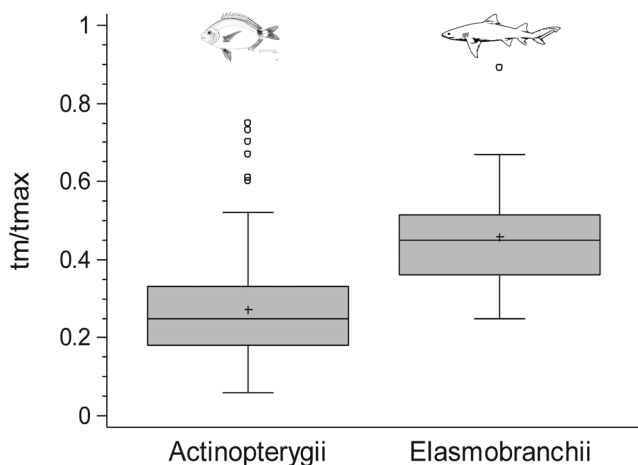


**Fig. 3:** Variability of age at maturity ( $t_m$ , y) to maximum age ( $t_{max}$ , x) ratio per sex (F: females, M: males) within each class (Actinopterygii and Elasmobranchii). The rectangular part of the plot extends from the lower quartile to the upper quartile. The horizontal line within each box shows the location of the median and the cross the location of the mean. The whiskers extend from the box to the minimum and maximum values and circles indicate outliers.

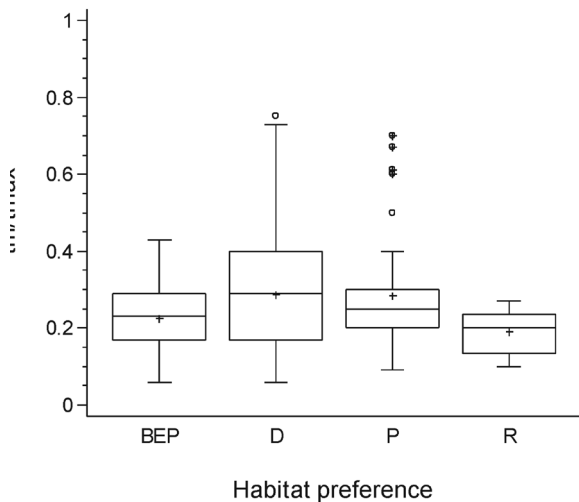
(D and P) stocks, whereas reef-associated stocks, which had the lowest mean  $t_m/t_{max}$ , differed significantly from demersal and pelagic ones (Fig. 5).

## Discussion

The ranges of  $t_m$  values reported in the present work for Mediterranean marine fishes fall within the previously reported range of  $t_m$  values for actinopterygian and elasmobranch fishes. Actinopterygii generally mature earlier in life compared to Elasmobranchii (Goldman *et al.*,



**Fig. 4:** Variability of age at maturity ( $t_m$ , y) to maximum age ( $t_{max}$ , x) ratio per class (Actinopterygii and Elasmobranchii), sexes combined. The rectangular part of the plot extends from the lower quartile to the upper quartile. The horizontal line within each box shows the location of the median and the cross the location of the mean. The whiskers extend from the box to the minimum and maximum values and circles indicate outliers.



**Fig. 5:** Variability of age at maturity ( $t_m$ , y) to maximum age ( $t_{max}$ , y) ratio of Actinopterygii per habitat category (BEP: benthopelagic, D: demersal, P: pelagic, R: reef-associated). Elasmobranchii and the categories bathydemersal (BAD) and bathypelagic (BAP) were excluded because of their small sample size. The rectangular part of the plot extends from the lower quartile to the upper quartile. The horizontal line within each box shows the location of the median and the cross the location of the mean. The whiskers extend from the box to the minimum and maximum values and circles indicate outliers.

2012). For the latter,  $t_m$  is variable, and has been reported to range from 2 to 26 y in 18 populations of 15 species (Chen & Yuan, 2006). The same range has been reported by Cailliet & Goldman (2004), with a bimodal distribution with one peak at 5–6 y and a second one at 15–25 y. Higher  $t_m$  values have been reported for long-lived elasmobranchs, such as the whale shark *Rhincodon typus* (> 22 y) and the picked dogfish *Squalus acanthias* (25–26 y) (Chen & Yuan, 2006; Dulvy *et al.*, 2008). Similarly, for long-lived actinopterygians, such as the bluemouth rockfish *Helicolenus dactylopterus*, ages at maturity higher than 15 y are known (Kelly *et al.*, 1999). In their work, that reviewed the life history traits of 41 actinopterygian species, Drazen & Haedrich (2012) report that  $t_m$  ranges between 2 and 36 y, with six species having  $t_m$  that exceeds 20 y and five species having  $t_{max}$  that exceeds 100 y. A similar range of ages at maturity (0.5 to 35.5 y) has been reported by He & Stewart (2001) in their review of 235 fish stocks, including marine and freshwater finfishes, as well as a few elasmobranchs. It seems that, at least regarding elasmobranchs, and considering their small sample size in the present work, long-living, late-maturing sharks are rare in the Mediterranean Sea. Given that the larger elasmobranchs are more susceptible to overfishing (Dulvy *et al.*, 2014), this under-representation may be due to their overexploitation that is known to occur in the Mediterranean (Stergiou & Tsikliras, 2011; Tsikliras *et al.*, 2013b).

The positive relation between  $t_m$  and  $t_{max}$  (Fig. 2) confirms the general pattern that longer-lived species mature later and grow slower compared to their shorter-

lived counterparts (Frisk, 2010). Indeed, elasmobranchs are located at the upper end of that spectrum (Fig. 2). A significant positive relation between longevity ( $t_{max}$ ) and  $t_m$  has been reported previously for female and male batoids (females:  $t_m = 0.57 \cdot t_{max} + 1.02$ ; males:  $t_m = 0.57 \cdot t_{max} + 0.47$ ) (Frisk, 2010). The empirical relation between  $t_m$  and  $t_{max}$  can be used for estimating  $t_m$  for species for which only  $t_{max}$  is known.

The dimensionless  $t_m/t_{max}$  ratio shows that actinopterygians mature very early, at around 1/3 of  $t_{max}$ , within their lifespans. In contrast, elasmobranchs mature later, close to 1/2 of their  $t_{max}$ . Similar results have been reported for several shark and skate stocks with this ratio being generally higher for skates than for other elasmobranch groups and teleosts generally (Frisk, 2010). In general, the onset of maturity may depend mainly on age for short-lived species that mature early, and mainly on size for their longer-lived, late-maturing counterparts, with developmental or genetic constraints more evident in longer lived species (Archibald *et al.*, 1983; Roff, 1983). There are benefits and costs associated with reproducing early or late in life. Benefits associated with early maturity include increased probability of surviving to reproduce and reduced generation time, while the costs of early maturity include reduced survival and fecundity later in life (Roff, 1992). High adult mortality, as a result of fishing, may favour earlier maturation (Rochet, 1998). Such a cost of reproduction, i.e. a trade-off between present reproductive effort and future age-specific reproductive success, is evident across animals (Williams, 1966; Bell, 1980).

Although  $t_m$  might differ between sexes, the fact that, in the present work, we found no difference in the  $t_m/t_{max}$  ratio between males and females within both classes, may simply be attributed to the fact that  $t_m$  and  $t_{max}$  vary simultaneously and, within species, are determined by the corresponding growth and mortality patterns (e.g. Tsikliras *et al.*, 2007; Gislason *et al.*, 2010). For instance, a male that matures earlier will experience higher future mortalities and will have a shorter lifespan compared to a female that will mature later (e.g. Tsikliras & Koutrakis, 2013), i.e. age at maturity may co-vary with maximum age and, in the same way, size at maturity co-varies with asymptotic length (Beverton, 1992). Thus, the  $t_m/t_{max}$  ratio will remain the same and bi-maturism will be absent, as has been reported to occur for the length at maturity to maximum reported length ( $L_m/L_{max}$ ) ratio (Tsikliras & Stergiou, 2014).

With the exception of reef-associated species, which exhibited the lowest  $t_m/t_{max}$  values, the  $t_m/t_{max}$  ratio of actinopterygians remained rather constant among the remaining habitat categories (Fig. 5) and had similar values with the overall  $t_m/t_{max}$  ratio for actinopterygians. A similar constancy among habitat categories has been reported for the  $L_m/L_{max}$  ratio of Mediterranean marine fishes (Tsikliras & Stergiou, 2014). Although there are several large-sized, long-lived, and late-maturing reef-associated species (e.g. groupers) in the Mediterranean Sea, in the

present dataset these species were rare in favour of small- and medium-sized reef inhabitants (Table 1). This might explain the lower  $t_m/t_{max}$  ratio for reef-associated species. Drazen & Haedrich (2012) report that  $t_m$  increases with depth but in our dataset there are no real deep-water species given that most of the species are commercial living on the continental shelf. Thus, we could not test this hypothesis. Besides deep-water species, special or complex cases of reproductive strategies, such as hermaphroditism and strategies involving spawning migrations were also rare in the dataset. Such strategies could also result in deviations from the general pattern that is presented here.

Finally, it should be noted that length at maturity and  $t_m$  should be independently estimated in reproductive biology, instead of  $t_m$  being indirectly estimated from the von Bertalanffy growth equation. This is because the growth trajectory may differ as a result of quicker or slower rates of approaching asymptotic lengths among individuals (He & Stewart, 2001). Hence, maturity can be reached at same length and different age and *vice versa* (Kozłowski, 1996).

## References

- Abaunza, P., Gordo, L., Karlou-Riga, C., Murta, A., Eltink, A.T.G.W. *et al.*, 2003. Growth and reproduction of horse mackerel, *Trachurus trachurus* (Carangidae). *Reviews in Fish Biology and Fisheries*, 13, 27-61.
- Afonso-Dias, I., Reis, C., Andrade, J.P., 2005. Reproductive aspects of *Microchirus azevia* (Risso 1810) (Pisces: Soleidae) from the south coast of Portugal. *Scientia Marina*, 69, 275-283.
- Ainsley, S.M., Ebert, D.A., Cailliet, G.M., 2011. Age, growth, and maturity of the whitebrow skate, *Bathyraja minispinosa*, from the eastern Bering Sea. *ICES Journal of Marine Science*, 68, 1426-1434.
- Akyol, O., Tokaç, A., Ünsal, S., 1996. An investigation on the growth and reproduction characteristics of the sardine (*Sardina pilchardus* Walbaum, 1792) in the bay of Izmir (Aegean Sea). *Turkish Journal of Fisheries and Aquatic Sciences*, 13, 383-394.
- Alegria-Hernández, V., 1990. Some aspects of the reproductive biology of bogue (*Boops boops* L., Pisces, Sparidae) from the mid-Adriatic channels. *Acta Adriatica*, 31, 301-313.
- Alegria, V., 1990. Size and age at first maturity in Horse mackerel (*Trachurus trachurus* L.) from the Adriatic Sea. *Rapport du Congrès de la Commission Internationale pour l'Exploration Scientifique de la Mer Méditerranée*, 32, 261.
- Archibald, C.P., Fournier, D., Leaman, B.M., 1983. Reconstruction of stock history and development of rehabilitation strategies for Pacific ocean perch in Queen Charlotte Sound, Canada. *North American Journal of Fisheries Management*, 3, 283-294.
- Ates, C., Cengiz-Deval, M., Bok, T., 2008. Age and growth of Atlantic bonito (*Sarda sarda* Bloch, 1793) in the Sea of Marmara and Black Sea, Turkey. *Journal of Applied Ichthyology*, 24, 546-550.
- Azevedo, J.M.N., Homem, N., 2002. Age and growth, reproduction and diet of the red blenny *Parablennius ruber* (Blenniidae). *Cybium*, 26, 129-133.
- Bell, G., 1980. The costs of reproduction and their consequences. *American Naturalist*, 116, 45-76.
- Beltrano, A.M., Cannizzaro, L., Vitale, S., Milazzo, A., 2003. Aspetti della biologia di *Diplodus vulgaris* (Pisces: Sparidae) nello stretto de Sicilia. *Biologia Marina Mediterranea*, 10, 287-290.
- Benchalel, W., Kara, M.H., 2010. Age, croissance et reproduction du sar commun *Diplodus sargus sargus* (Sparidae) des cotes de l'est algerien. *Rapport du Congrès de la Commission Internationale pour l'Exploration Scientifique de la Mer Méditerranée*, 39, 451.
- Benchalel, W., Kara, M.H., 2013. Age and growth and reproduction of the white seabream *Diplodus sargus sargus* (Linnaeus, 1758) off the eastern coast of Algeria. *Journal of Applied Ichthyology*, 29, 64-70.
- Beverton, R.J.H., 1992. Patterns of reproductive strategy parameters in some marine teleost fishes. *Journal of Fish Biology*, 41 (Suppl. B), 137-160.
- Binohlan, C., 1998. The MATURITY table. p. 176-179. In: *Fish-Base 98: Concepts, Design and Data Sources*. Froese R., Pauly, D. (Eds). ICLARM, Manila, Philippines.
- Bouaziz, A., Bennoui, A., 2004. Etat d'exploitation de l'anchois *Engraulis encrasicolus* (Linné, 1758) dans la baie d'Alger. *Rapport du Congrès de la Commission Internationale pour l'Exploration Scientifique de la Mer Méditerranée*, 37, 318.
- Bouaziz, A., Bennoui, A., Brahmi, B., 2001. Sur l'estimation del'état d'exploitation du merlu *Merluccius merluccius* (Linnaeus 1847) de la region centre de la cote algerienne. *Rapport du Congrès de la Commission Internationale pour l'Exploration Scientifique de la Mer Méditerranée*, 36, 243.
- Bouaziz, A., Bennoui, A., Djabali, F., Maurin, C., 1998. Reproduction du merlu *Merluccius merluccius* de la région de bou-Ismaïl. *Cahiers Options Méditerranée*, 35, 109-117.
- Bouchereau, J.-L., Quignard, J.-P., Joyeux, J.-C., Tomasini, J.-A., 1993. Structure du stock des géniteurs de la population de *Pomatoschistus microps* (Kroyer, 1838) (Gobiidae), dans la lagune de Mauguio, France. *Cybium*, 17, 3-15.
- Boudaya, L., Neifar, L., Rizzo, P., Badalucco, C., Bouain, A. *et al.*, 2008. Growth and reproduction of *Chelidonichthys lucerna* (Linnaeus) (Pisces: Triglidae) in the Gulf of Gabès, Tunisia. *Journal of Applied Ichthyology*, 24, 581-588.
- Bradai, M.N., Bouain, A., 1991. Reproduction de *Scorpaena porcus* (Linné, 1758) et de *S. scrofa* (Linné 1758) (Pisces, Scorpaenidae) du Golfe de Gabes. *Oebalia*, XVII, 167-180.
- Cailliet, G.M., Goldman, K.J., 2004. Age determination and validation in Chondrichthyan fishes. p. 399-448. In: *Biology of Sharks and Their Relatives*. Carrier, J., Musick, J.A., Heithaus, M.R. (Eds). CRC Press LLC, Boca Raton, FL.
- Cannizzaro, L., Rizzo, P., Levi, D., Gancitano, S., 1995. Age determination and growth of *Squalus blainvillei* (Risso, 1826). *Fisheries Research*, 23, 113-125.
- Carbonara, P., Constantino, G., Giovine, G., Lembo, G., Spedicato, M.T. *et al.*, 2003. Some aspects of the life history of *Polyprion americanus* (Schneider, 1801) along the coasts of the north western Ionian Sea. *Biologia Marina Mediterranea*, 10, 102-112.
- Cau, A., Deiana, A.M., 1983. Reproduction et accroissement dans quelques Soleidae de la Méditerranée de centre occidental. *Rapport du Congrès de la Commission Internationale pour l'Exploration Scientifique de la Mer Méditerranée*, 28, 227.
- Chakroun-Marzouk, N., Ktari, M.-H., 2003. Le corb des cotes tunisiennes, *Sciaena umbra* (Sciaenidae): cycle sexuel, age et croissance. *Cybium*, 27, 211-225.
- Chali-Chabane, F., 1988. *Contribution a l'étude biologique et dynamique de la population de Boops boops de la baie de Bou-Ismaïl (Alger)*. MSc Thesis, ISMAL, 133 pp.
- Chen, P., Yuan, W., 2006. Demographic analysis based on the growth parameter of sharks. *Fisheries Research*, 78, 374-379.
- Cherabi, O., 1987. *Contribution a l'étude de la biologie du pageot commun Pagellus erythrinus et a l'écologie de la famille des Sparidés de la baie d'Alger*. MSc Thesis, USTHB, 203 pp.

- Coelho, R., Erzini, K., 2006. Reproductive aspects of the undulate ray, *Raja undulata*, from the south coast of Portugal. *Fisheries Research*, 81, 80-85.
- Colloca, F., Cardinale, M., Ardizzone, G.D., 1997. Biology, spatial distribution and population dynamics of *Lepidotrigla cavillone* (Pisces: Triglidae) in the central Tyrrhenian Sea. *Fisheries Research*, 32, 21-32.
- Colloca, F., Cardinale, M., Marcello, A., Ardizzone, G.D., 2003. Tracing the life history of red gurnard (*Aspitrigla cuculus*) using validated otolith annual rings. *Journal of Applied Ichthyology*, 19, 1-9.
- Corriero, A., Karakulak, S., Santamaria, N., Deflorio, M., Spedicato, D. et al., 2005. Size and age at sexual maturity of female bluefin tuna (*Thunnus thynnus* L. 1758) from the Mediterranean Sea. *Journal of Applied Ichthyology*, 21, 483-486.
- Demirhan, S.A., Seyhan, K., 2007. Maturity and fecundity of spiny dogfish (*Squalus acanthias* L., 1758) in the eastern Black Sea. *Turkish Journal of Zoology*, 31, 301-308.
- Despoti, S., Stergiou, K.I., 2013. Fecundity of fishes: a review. p. 62-66. In: *More Fish and More*. Stergiou, K.I., Bobori, D., Tsikliras, A.C. (Eds). Aristotle University of Thessaloniki, Thessaloniki, Greece.
- Dhieb, K., Ghorbel, M., Jarboui, O., Bouain, A., 2006. Interactions between reproduction and fisheries in Bluefish, *Pomatomus saltatrix* (Pomatomidae), from Gulf of Gabes (Tunisia). *Cybiurn*, 30, 355-364.
- D'Onghia, G., Sion, L., Maiorano, P., Mytilineou, Ch., Dalessandro, S. et al., 2006. Population biology and life strategies of *Chlorophthalmus agassizii* Bonaparte, 1840 (Pisces: Osteichthyes) in the Mediterranean Sea. *Marine Biology*, 149, 435-446.
- Drazen, J.C., Haedrich, R.L., 2012. A continuum of life histories in deep-sea demersal fishes. *Deep-Sea Research I*, 61, 34-42.
- Dulčić, J., Matic-Skoko, S., Paradin, A., Kraljević, M., 2007. Age, growth and mortality of brown comber, *Serranus hepatus* (Linnaeus, 1758) (Pisces: Serranidae), in the eastern Adriatic (Croatian coast). *Journal of Applied Ichthyology*, 23, 195-197.
- Dulvy, N.K., Baum, J.K., Clarke, S., Compagno, L.J.V., Cortés, E. et al., 2008. You can swim but you can't hide: the global status and conservation of oceanic pelagic sharks and rays. *Aquatic Conservation: Marine and Freshwater Ecosystems*, 18, 459-482.
- Dulvy, N.K., Fowler, S.L., Musick, J.A., Cavanagh, R.D., Kyne, P.M. et al., 2014. Extinction risk and conservation of the world's sharks and rays. *eLife*, 3, e00590.
- Enajjar, S., Bradai, M.N., Bouain, A. 2012. Age, growth and sexual maturity of the blackchin guitarfish *Rhinobatos cemiculus* in the Gulf of Gabès (southern Tunisia, central Mediterranean). *Cahiers de Biologie Marine*, 53, 17-23.
- Ergene, S., 2000. Reproduction characteristics of thinlip grey mullet *Liza ramada* (Risso, 1826) inhabiting Akgöl-Paradeniz Lagoons (Göksü Delta). *Turkish Journal of Zoology*, 24, 159-164.
- Eryilmaz, L., Meric, N., 2005. Some biological characteristics of the tub gurnard, *Chelidonichthys lucernus* (Linnaeus, 1758) in the Sea of Marmara. *Turkish Journal of Veterinary and Animal Sciences*, 29, 367-374.
- Eschmeyer, W.N., (ed), 2012. *Catalog of Fishes*. California Academy of Sciences <http://research.calacademy.org/research/ichthyology/catalog/fishcatmain.asp> (Accessed 15 August 2012).
- Fouda, M.M., Hanna, M.Y., Fouda, F.M., 1993. Reproductive biology of a Red Sea goby, *Silhouettea aegyptia*, and a Mediterranean goby, *Pomatoschistus marmoratus*, in the lake Timsah, Suez Canal. *Journal of Fish Biology*, 43, 139-151.
- Frisk, M.G., 2010. Life History Strategies of Batoids. p. 283-316. In: *Biology of Sharks and their relatives Vol. 2: Physiological Adaptations, Behavior, Ecology, Conservation and Management of Sharks and Their Relatives*. Carrier, J.C., Musick, J.A., Heithaus, M.R. (Eds). 2<sup>nd</sup> edition, CRC Press, Taylor and Francis, Boca Raton, FL.
- Franco, A., Malavasi, S., Pranovi, F., Franzoi, P., Torricelli, P., 2012. Age and reproductive investment in grass goby females in the Venice lagoon. *Environmental Biology of Fishes*, 93, 419-425.
- Froese, F., Pauly, D., 2014. *Fish Base*. <http://www.fishbase.org> (Accessed 8 May 2014).
- Frogliola, C., 1981. Summary of biological parameters on *Trisopterus minutus capelanus* (Risso) in the Adriatic. *FAO Fisheries Reports*, 253, 97-100.
- Frogliola, C., Gramitto, M.E., 1981. Summary of biological parameters on *Micromesistius poutassou* (Risso) in the Adriatic. *FAO Fisheries Reports*, 253, 93-94.
- Garcia-Rodriguez, M., Esteban, A., 1995. Algunos aspectos sobre la biología y pesca de la merluza mediterránea *Merluccius merluccius* (Linnaeus, 1758) en la Bahía de Santa Pola (sureste de la península Ibérica). *Boletín del Instituto Español de Oceanografía*, 11, 3-25.
- Gil, M.M., Grau, A., Basilone, G., Ferreri, R., Palmer, M., 2013. Reproductive strategy and fecundity of meagre *Argyrosomus regius* Asso, 1801 (Pisces: Sciaenidae): Implications for restocking programs. *Scientia Marina*, 77, 105-118.
- Giovanardi, O., Piccinetti, C., 1981. Biology and fishery of the yellow sole, *Solea lutea* (Risso, 1810), in the western Adriatic Sea. *FAO Fisheries Reports*, 253, 101-103.
- Gislason, H., Daan, N., Rice, J.C., Pope, J.G., 2010. Size, growth, temperature and the natural mortality of fish. *Fish and Fisheries*, 11, 149-158.
- Goldman, K.J., Cailliet, G.M., Andrews, A.H., Natanson, L.J., 2012. Assessing the age and growth of Chondrichthyan fishes. p. 423-448. In: *Biology of Sharks and Their Relatives*. Carrier, J., Musick, J.A., Heithaus, M.R. (Eds). 2<sup>nd</sup> edition, CRC Press, Taylor and Francis, Boca Raton, FL.
- Hammoud, V., Saad, A., 2007. Reproductive biology of *Diplodus vulgaris* (Family Sparidae) in the syrian coast. *Rapport du Congrès de la Commission Internationale pour l'Exploration Scientifique de la Mer Méditerranée*, 38, 495.
- He, J.X., Stewart, D.J., 2001. Age and size at first reproduction of fishes: predictive models based only on growth trajectories. *Ecology*, 82, 784-791.
- Hotos, G.N., 1999. *Biology and population dynamics of Liza aurata* (Risso, 1810) (Pisces: Mugilidae) of the Mesolongi-Etoliko lagoon. PhD thesis, University of Patra, Greece, 415 pp.
- Iglesias, M., Morales-Nin, B., 2001. Life cycle of the pelagic goby *Aphia minuta* (Pisces: Gobiidae). *Scientia Marina*, 65, 183-192.
- İlkyaz, A.T., Metin, G., Soykan, O., Kinacıgil, H.T., 2010. Growth and reproduction of large-scaled gurnard (*Lepidotrigla cavillone* Lacepède, 1801) (Triglidae) in the central Aegean Sea, eastern Mediterranean. *Turkish Journal of Zoology*, 34, 471-478.
- İşmen, A., 2003a. Maturity and fecundity of lizardfish (*Saurida undosquamis* Richardson, 1848) in İskenderun Bay (eastern Mediterranean). *Turkish Journal of Zoology*, 27, 231-238.
- İşmen, A., 2003b. Age, growth, reproduction and food of common stingray (*Dasyatis pastinaca* L. 1758) in İskenderun Bay, the eastern Mediterranean. *Fisheries Research*, 60, 169-176.
- İşmen, A., 2006. Growth and reproduction of Por's goatfish (*Upeneus pori* Ben-Tuvia & Golani, 1989) in İskenderun Bay, the Eastern Mediterranean. *Turkish Journal of Zoology*, 30, 91-98.
- İşmen, A., İşmen, P., Başusta, N., 2004. Age, growth and repro-

- duction of Tub Gurnard (*Chelidonichthys lucerna* L. 1758) in the Bay of Iskenderun in the eastern Mediterranean. *Turkish Journal of Veterinary and Animal Sciences*, 28, 289-295.
- İşmen, A., Arslan, M., Yigin, C.C., Bozbay, N.A., 2013. Age, growth, reproduction and feeding of John Dory, *Zeus faber* (Pisces: Zeidae), in the Saros Bay (North Aegean Sea). *Journal of Applied Ichthyology*, 29, 125-131.
- Jennings, S., Reynolds, J.D., Mills, S.C., 1998. Life history correlates of responses to fisheries exploitation. *Proceedings of the Royal Society of London B: Biological Sciences*, 265, 333-339.
- Jukić, S., Piccinetti, C., 1981. Quantitative and qualitative characteristics of demersal resources in the Adriatic Sea with some population dynamics estimates. *FAO Fisheries Reports*, 253, 73-79.
- Kadri, H., Marouani, S., Bradai, M.N., Bouain, A., 2013. Age, growth and reproductive biology of the rough skate, *Raja radula* (Chondrichthyes: Rajidae), off the Gulf of Gabès (southern Tunisia, central Mediterranean). *Marine and Freshwater Research*, 64, 540-548.
- Kadri, H., Marouani, S., Saïdi, B., Bradai, M.N., Ghorbel, M. *et al.*, 2012. Age, growth and reproduction of *Raja miraletus* (Linnaeus, 1758) (Chondrichthyes: Rajidae) of the Gulf of Gabès (Tunisia, Central Mediterranean Sea). *Marine Biology Research*, 8, 388-396.
- Kallianiotis, A.A., 1992. *Biology and population structure of bogue [Boops boops (L.)] populations in the marine area of Crete*. PhD thesis, University of Crete, Greece, 234 pp.
- Kallianiotis, A., Torre, M., Argyri, A., 2005. Age, growth, mortality, reproduction and feeding habits of the striped seabream, *Lithognathus mormyrus* (Pisces: Sparidae), in the coastal waters of the Thracian Sea, Greece. *Scientia Marina*, 69, 391-404.
- Kara, M.H., 1997. Cycle sexuel et fécondité du loup *Dicentrarchus labrax* (Poisson Moronidé) du golfe d'Annaba. *Cahiers de Biologie Marine*, 38, 161-168.
- Kara, M.H., Derbal, F., 1999. Données biologiques sur le mérour *Epinephelus marginatus* (Lowe, 1834) des cotes algériennes. *Marine Life*, 9, 21-27.
- Karlou-Riga, C., 1995. *Biology and dynamics of the Trachurus species (Pisces, Carangidae) in the Saronikos Gulf*. PhD Thesis, Aristotle University of Thessaloniki, Greece, 296 pp.
- Kartas, F., Bondka, B., 1986. Cycle sexuel et reproduction de l'uranoscope *Uranoscopus scaber* des cotes Tunisiennes. *Rapport du Congrès de la Commission Internationale pour l'Exploration Scientifique de la Mer Méditerranée*, 30, 228.
- Katselis, G.N., 1996. *Biology and population dynamics of Liza saliens (Pisces: Mugilidae) in the Mesolongi-Etoliko lagoon*. PhD Thesis, University of Patra, Greece, 193 pp.
- Kelly, C.J., Connolly, P.L., Bracken, J.J., 1999. Age estimation, growth, maturity and distribution of the bluemouth rockfish *Helicolenus d. dactylopterus* (Delaroche 1809) from the Rockall Trough. *ICES Journal of Marine Sciences*, 56, 61-74.
- King, J.R., McFarlane, G.A., 2003. Marine fish life history strategies: applications to fishery management. *Fisheries Management and Ecology*, 10, 249-264.
- Klein, N.R., Raventos, N., 2007. Age, growth and reproductive parameters of the Mediterranean cardinal fish, *Apogon imberbis*. *Journal of Applied Ichthyology*, 23, 675-678.
- Korichi, H.S., 1988. *Contribution à l'étude biologiques des deux espèces de saurels: Trachurus trachurus et T. mediterraneus et de la dynamique de T. trachurus en baie de Bou-Ismaïl*. MSc Thesis, ISMAL, 203 pp.
- Koutrakis, E.T., 1994. *Biology and population dynamics of grey mullets (Pisces, Mugilidae) in the Lake Vistonis and the Lagoon of Porto-Lagos*. PhD Thesis. Aristotle University of Thessaloniki, Greece, 233 pp.
- Kovačić, M., 2007. Reproductive biology of the striped goby, *Gobius vittatus* (Gobiidae) in the northern Adriatic Sea. *Scientia Marina*, 71, 145-151.
- Kozłowski, J., 1996. Optimal allocation of resources explains interspecific life-history patterns in animals with indeterminate growth. *Proceedings of the Royal Society of London B: Biological Sciences*, 263, 559-566.
- La Mesa, M., 2001. Age and growth of *Crystallogobius linearis* (von Duben, 1845) (Teleostei: Gobiidae) from the Adriatic Sea. *Scientia Marina*, 65, 375-381.
- Lamrini, A., 2010. Croissance et reproduction du rouget barbet de roche (*Mullus surmuletus* L. 1758) dans la baie de M'Diq (Maroc). *Rapport du Congrès de la Commission Internationale pour l'Exploration Scientifique de la Mer Méditerranée*, 39, 565.
- Marino, G., Azzurro, E., Massari, A., Finoia, M.G., Mandich, A., 2001. Reproduction in the dusky grouper from the southern Mediterranean. *Journal of Fish Biology*, 58, 909-927.
- Marino, G., Mandich, A., Massari, A., Andaloro, F., Porrello, S. *et al.*, 1995. Aspects of reproductive biology of the Mediterranean amberjack (*Seriola dumerilii* Risso) during the spawning period. *Journal of Applied Ichthyology*, 11, 9-24.
- Marouani, S., Bradai, M.N., Bouain, A., 2007. Taille à la maturité sexuelle de *Squalus blainvillei* (Risso, 1826) du Golfe de Gabès (Tunisie). *Rapport du Congrès de la Commission Internationale pour l'Exploration Scientifique de la Mer Méditerranée*, 38, 536.
- Marouani, S., Kadri, H., Saïdi, B., Bouain, A., Bradai, M.N., 2010. Age, growth and age at sexual maturity of the longnose spurdog, *Squalus blainvillei*, in the Gulf of Gabès (Tunisia). *Rapport du Congrès de la Commission Internationale pour l'Exploration Scientifique de la Mer Méditerranée*, 39, 581.
- Matić-Skokko, S., Kraljević, M., Dulčić, J., Jardas, I., 2007. Age, growth, maturity, mortality, and yield-per-recruit for annular sea bream (*Diplodus annularis* L.) from the eastern middle Adriatic Sea. *Journal of Applied Ichthyology*, 23, 152-157.
- Megalofonou, P., Damalas, D., De Metrio, G., 2009. Biological characteristics of blue shark, *Prionace glauca*, in the Mediterranean Sea. *Journal of the Marine Biological Association of the United Kingdom*, 89, 1233-1242.
- Mehanna, S.F., 2009. Growth, mortality and spawning stock biomass of the striped red mullet *Mullus surmuletus*, in the Egyptian Mediterranean waters. *Mediterranean Marine Science*, 10, 5-17.
- Metin, G., Ilkyaz, A.T., Soykan, O., Kinacıgil, H.T., 2011a. Biological characteristics of the common pandora, *Pagellus erythrinus* (Linnaeus, 1758), in the central Aegean Sea. *Turkish Journal of Zoology*, 35, 307-315.
- Metin, G., İlkyaz, A.T., Soykan, O., Kinacıgil, H.T., 2011b. Age, growth and reproduction of four-spotted goby, *Deltentosteus quadrimaculatus* (Valenciennes, 1837), in İzmir Bay (central Aegean Sea) (in English). *Turkish Journal of Zoology*, 35:711-716.
- Millán, M., 1999. Reproductive characteristics and condition status of anchovy *Engraulis encrasicolus* L. from the Bay of Cadiz (SW Spain). *Fisheries Research*, 41, 73-86.
- Minos, G.C., 1996. *Biology and dynamics of Liza ramada (Pisces: Mugilidae) of the Mesolongi-Etoliko lagoon*. PhD thesis, University of Patra, Greece, 272 pp.
- Minos, G., Kokokiris, L., Economidis, P.S., 2010. Sexual maturity of the alien redlip mullet, *Liza haematocheilus* (Temminck & Schlegel, 1845) in north Aegean Sea (Greece). *Journal of Applied Ichthyology*, 26 (Suppl. 2), 96-101.

- Morales-Nin, B., Moranta, J., 1997. Life history and fishery of the common dentex (*Dentex dentex*) in Mallorca (Balearic Islands, western Mediterranean). *Fisheries Research*, 30, 67-76.
- Mouhoub, R., 1986. *Contribution à l'étude de la biologie et de la dynamique de la population exploitée de la sardine *Sardina pilchardus* des cotes algéroises*. MSc Thesis, USTHB, 163 pp.
- Mouine, N., Francour, P., Ktari, M.-H., Chakroun-Marzouk, N., 2007. The reproductive biology of *Diplodus sargus sargus* in the Gulf of Tunis (central Mediterranean). *Scientia Marina*, 71, 461-469.
- Mouine, N., Ktari, M.-H., Chakroun-Marzouk, N., 2011. Reproductive characteristics of *Spondyliosoma cantharus* (Linnaeus, 1758) in the Gulf of Tunis. *Journal of Applied Ichthyology*, 27, 827-831.
- Mugahid, A.R., Hashem, M.T., 1982. Some aspects of the fishery biology of hake *Merluccius merluccius* L. in the Libyan waters. *Bulletin of the National Institute of Oceanography and Fisheries, ARE*, 40, 145-162.
- Mytilineou, C., 1988. L'hermaphrodisme et le cycle sexuel de la Gerie *Spicara flexuosa* (Centracanthidae) dans le golfe de Patraikos, Grèce. *Rapport du Congrès de la Commission Internationale pour l'Exploration Scientifique de la Mer Méditerranée*, 31, 272.
- Nouar, A., 2003. *Ecologie, biologie et exploitation d'une espèce de la famille de Scorpaenidae *Helicolenus dactylopterus* des cotes algériennes*. PhD Thesis, USTHB, 154 pp.
- Okumuş, İ., Başçınar, M., 1997. Population structure, growth and reproduction of introduced Pacific mullet, *Mugil so-iuy*, in the Black Sea. *Fisheries Research*, 33, 131-137.
- Olsen, E.M., Heino, M., Lilly, G.R., Morgan, M.J., Bratty, J. et al., 2004. Maturation trends indicative of rapid evolution preceded the collapse of northern cod. *Nature*, 428, 932-935.
- Ordines, F., Valls, M., Gouraguine, A., 2012. Biology, feeding, and habitat preferences of Cadenat's rockfish, *Scorpaena loppesi* (Actinopterygii: Scorpaeniformes: Scorpaenidae), in the Balearic Islands (western Mediterranean). *Acta Ichthyologica et Piscatoria*, 42, 21-30.
- Orsi Relini, L., Palandri, G., Garibaldi, F., 2003. Reproductive parameters of the Mediterranean swordfish. *Biologia Marina Mediterranea*, 10, 210-222.
- Osman, A.G.M., Akel, E.S.H., Farrag, M.M.S., Moustafa, M.A., 2011. Reproductive biology of round herring *Etrumeus teres* (DeKay, 1842) from the Egyptian Mediterranean water at Alexandria. *ISRZ Zoology*, 2011, 1-12.
- Ozvarol, Z.A.B., Balci, B.A., Gokoglu, M., Tasli, A., Kaya, Y. et al., 2010. Age growth and reproduction of goldband goatfish (*Upeneus moluccensis*, Bleeker 1855) from the Gulf of Antalya (Turkey). *Journal of Animal and Veterinary Advances*, 9, 939-945.
- Pallaoro, A., Dulčić, J., Matic-Skoko, S., Kraljević, M., Jardas, I., 2008. Biology of the salema, *Sarpa salpa* (L. 1758) (Pisces, Sparidae) from the middleeastern Adriatic. *Journal of Applied Ichthyology*, 24, 276-281.
- Papaconstantinou, C., 1982. On the biology of *Lepidotrigla cavillone* (Triglidae) in Greek seas. *Thalassographica*, 5, 33-59.
- Papaconstantinou, C., Caragitsou, E., Vasilopoulou, V., Petrakis, G., Stergiou, K., 1988. The coastal fisheries in the Kastellorizo area (Dodecanese). *NCMR Special Publication*, 15, 1-106.
- Pauly, D. 1995. Anecdotes and shifting baseline syndrome of fisheries. *Trends in Ecology and Evolution*, 10, 430.
- Politou, C.-Y., Papaconstantinou, C., 1991. Population biology of *Trisopterus minutus capelanus* (Gadidae) from the eastern coast of Greece. *Cybiurn*, 15, 69-81.
- Quignard, J.-P., Bouain, A., Ktari, M.H., 1978. Reproduction des loups (Poissons, Teleosteens, Serranidae) *Dicentrarchus labrax* (Linne, 1758) et *D. punctatus* (Bloch, 1792) des cotes tunisiennes. *Bulletin de la Société des Sciences Naturelles Tunisie*, 13, 19-24.
- Ragonese, S., Gancitano, S., Norrito, G., Rizzo, P., Bono, G., 2003. Life history traits of the slender rockfish, *Scorpaena elongata* Cadenat, 1943 (Pisces, Scorpaenidae) of the strait of Sicily (Mediterranean Sea). *Biologia Marina Mediterranea*, 10, 223-232.
- Recasens, L., Lombarte, A., Morales-Nin, B., Torres, G.J., 1998. Spatiotemporal variation in the population structure of the European hake in the NW Mediterranean. *Journal of Fish Biology*, 53, 387-401.
- Reñones, O., Grau, A., Mas, X., Riera, F., Saborido-Rey, F., 2010. Reproductive pattern of an exploited dusky grouper *Epinephelus marginatus* (Lowe 1834) (Pisces: Serranidae) population in the western Mediterranean. *Scientia Marina*, 74, 523-537.
- Reñones, O., Massutí, E., Morales-Nin, B., 1995. Life history of the red mullet *Mullus surmuletus* from the bottom trawl fishery off the Island of Majorca (north-west Mediterranean). *Marine Biology*, 123, 411-419.
- Rochet, M.J., 1998. Short-term effects of fishing on life history traits of fishes. *ICES Journal of Marine Science*, 55, 371-391.
- Rochet, M.J., 2000. A comparative approach to life-history strategies and tactics among four orders of teleost fish. *ICES Journal of Marine Science*, 57, 228-239.
- Roff, D., 1992. *The evolution of life histories: theory and analysis*. Chapman and Hall, New York, 548 pp.
- Roff, D.A., 1983. An allocation model of growth and reproduction in fish. *Canadian Journal of Fisheries and Aquatic Sciences*, 40, 1395-1404.
- Sley, A., Jarboyi, O., Ghorbel, M., Bouain, A., 2012. Annual reproductive cycle, spawning periodicity and sexual maturity of blue runner *Caranx crysos* (Pisces, Carangidae) from the Gulf of Gabes (Tunisia, Eastern Mediterranean). *Journal of Applied Ichthyology*, 28, 785-790.
- Somarakis, S., Machias, A., 2002. Age, growth and bathymetric distribution of red Pandora (*Pagellus erythrinus*) on the Cretan shelf. *Journal of the Marine Biological Association of the UK*, 82, 149-160.
- Soykan, O., İlkyaz, A.T., Metin, G., Kinacigil, H.T., 2010. Growth and reproduction of blotched picarel (*Spicara maena* Linnaeus, 1758) in the central Aegean Sea, Turkey. *Turkish Journal of Zoology*, 34, 453-459.
- Stergiou, K.I., Tsikliras, A.C., 2011. Fishing-down, fishing-through and fishing-up: fundamental process versus technical details. *Marine Ecology Progress Series*, 441, 295-301.
- Stergiou, K.I., Economidis, P., Sinis, A.I., 1996. Sex ratio, spawning season and size at maturity of red bandfish in the western Aegean Sea. *Journal of Fish Biology*, 49, 561-572.
- Trippel, E.A., 1995. Age at maturity as a stress indicator in fisheries. *BioScience*, 45, 759-771.
- Tsikliras, A.C., Antonopoulou, E., 2006. Reproductive biology of the round sardinella (*Sardinella aurita*) in the northeastern Mediterranean Sea. *Scientia Marina*, 70, 231-240.
- Tsikliras, A.C., Koutrakis, E.T., 2013. Growth and reproduction of European sardine, *Sardina pilchardus* (Pisces: Clupeidae), in northeastern Mediterranean. *Cahiers de Biologie Marine*, 54, 365-374.
- Tsikliras, A.C., Stergiou, K.I., 2014. Size at maturity of Mediterranean marine fishes. *Reviews in Fish Biology and Fisheries*, 24, 219-268.



- Tsikliras, A.C., Antonopoulou, E., Stergiou, K.I., 2007. A phenotypic trade-off between previous growth and present fecundity in round sardinella *Sardinella aurita*. *Population Ecology*, 49, 221-227.
- Tsikliras, A.C., Antonopoulou, E., Stergiou, K.I., 2010. Spawning period of Mediterranean marine fishes. *Reviews in Fish Biology and Fisheries*, 20, 499-538.
- Tsikliras, A.C., Stergiou, K.I., Froese, R. 2013a. Editorial on reproductive biology of fishes. *Acta Ichthyologica et Piscatoria*, 43, 1-5.
- Tsikliras, A.C., Dinouli, A., Tsalkou, E., 2013b. Exploitation trends of the Mediterranean and Black Sea fisheries. *Acta Adriatica*, 54, 273-282.
- Türkmen, M., Akyurt, İ., 2003. Growth characteristics, sex inversion and mortality rates of striped sea bream, *Lithognathus mormyrus* L., in İskenderun Bay. *Turkish Journal of Zoology*, 27, 323-329.
- Uçkun, D., Akalin, S., Taşkavak, E., Toğulga, M., 2004. Some biological characteristics of the garfish (*Belone belone* L., 1761) in Izmir Bay, Aegean Sea. *Journal of Applied Ichthyology*, 20, 413-416.
- Vassilopoulou, V., Papaconstantinou, C., 1995. Sexual maturity of the striped mullet (*Mullus surmuletus*) in the Aegean Sea. *Rapport du Congrès de la Commission Internationale pour l'Exploration Scientifique de la Mer Méditerranée*, 34, 261.
- Vassilopoulou, V., Ondrias, I., Papaconstantinou, C., 1997. Data on the sexual maturity of the flatfish *Lepidorhombus boscii* (Risso) in the northeastern Mediterranean Sea (Greece). *Proceedings of the American Fisheries Society Annual Meeting*, 127, 42-43.
- Vitale, S., Arkhipkin, A., Cannizzaro, L., Scalisi, M., 2011. Life history traits of the striped seabream *Lithognathus mormyrus* (Pisces, Sparidae) from two coastal fishing grounds in the Strait of Sicily. *Journal of Applied Ichthyology*, 27, 1086-1094.
- Vitale, S., Cannizzaro, L., Bono, G., Beltrano, A.M., Milazzo, A. *et al.*, 2003. Sexual maturation, age and growth of striped seabream *Lithognathus mormyrus* (L., 1758) (Pisces: Sparidae) south west coast of Sicily. *Biologia Marina Mediterranea*, 10, 233-241.
- Wadie, W., Riskalla, S., Dowidar, N., 1988. Maturity of family Sphyraenidae in the southeastern Mediterranean Sea. *Rapport du Congrès de la Commission Internationale pour l'Exploration Scientifique de la Mer Méditerranée*, 31, 269.
- Wassef, E., El Emary, H., 1989. Contribution to the biology of bass, *Dicentrarchus labrax* L. in the Egyptian Mediterranean waters off Alexandria. *Cybium*, 13, 327-345.
- Williams, G.C., 1966. Natural selection, the cost of reproduction and a refinement of Lack's principle. *American Naturalist*, 100, 687-690.
- Winemiller, K.O., Rose, K.A., 1992. Patterns of life-history diversification in North American fishes: implications for population regulation. *Canadian Journal of Fisheries and Aquatic Sciences*, 49, 2196-2218.
- Yigin, C., Ismen, A., 2010. Age, growth, reproduction and feed of longnosed skate, *Dipturus oxyrinchus* (Linnaeus, 1758) in Saros Bay, the north Aegean Sea. *Journal of Applied Ichthyology*, 26, 913-919.
- Zouari-Ktari, R., Bradaï, M.-N., Bouaïn, A., 2009. Reproduction and Growth of the yellowstripe barracuda *Sphyraena chryso-taenia* Klunzinger, 1884, in Central Mediterranean. *Reviews in Fisheries Science*, 17, 485-493.
- Zoubi, A., 2001. Biologie de reproduction des principales espèces demersales de la Méditerranée marocaine. *Rapport du Congrès de la Commission Internationale pour l'Exploration Scientifique de la Mer Méditerranée*, 36, 340.