

Mediterranean Marine Science

Vol 18, No 3 (2017)



Pruning treatment: A possible method for improving the conservation status of a *Ellisella paraplexauroides* Stiasny, 1936 (Anthozoa, Alcyonacea) population in the Chafarinas Islands?

LUIS SANCHEZ-TOCINO, ANTONIO DE LA LINDE RUBIO, M SOL LIZANA ROSAS, TEODORO PÉREZ GUERRA, JOSE MANUEL TIERNO DE FIGUEROA

doi: [10.12681/mms.2013](https://doi.org/10.12681/mms.2013)

To cite this article:

SANCHEZ-TOCINO, L., DE LA LINDE RUBIO, A., LIZANA ROSAS, M. S., PÉREZ GUERRA, T., & TIERNO DE FIGUEROA, J. M. (2018). Pruning treatment: A possible method for improving the conservation status of a *Ellisella paraplexauroides* Stiasny, 1936 (Anthozoa, Alcyonacea) population in the Chafarinas Islands?. *Mediterranean Marine Science*, 18(3), 479–485. <https://doi.org/10.12681/mms.2013>

Supplementary Data

Pruning treatment: A possible method for improving the conservation status of a *Ellisella paraplexauroides* Stiasny, 1936 (Anthozoa, Alcyonacea) population in the Chafarinas Islands?


LUIS SÁNCHEZ -TOCINO, ANTONIO DE LA LINDE RUBIO, M SOL LIZANA ROSAS, TEODORO PÉREZ GUERRA and JOSE MANUEL TIERNO DE FIGUEROA

Mediterranean Marine Science, 2017, 18 (3)


SD 1-10. SD1)) Control colony in which no pruning treatment was made. SD2-SD10) Colonies in which pruning treatment was performed. 1) Before the pruning, 2015; 2) just after the pruning, 2015; and 3) colony status a year later, 2016. In the control colony no significant changes can be detected regarding epibiont cover and colony growth. In all the other colonies it can be observed a general improvement, the growth of branches, the regeneration of tissues and the emergence of new branches. Letters and ovals outstand these processes.




SD1




SD2




SD3




SD4




SD5




SD6




SD7



SD8



SD9



1.10