

## Mediterranean Marine Science

Vol 17, No 2 (2016)



### Thermodynamic Forecasts of the Mediterranean Sea Acidification

C. GOYET, A. HASSOUN, E. GEMAYEL, F. TOURATIER, M. ABOUD-ABI SAAB, V. GUGLIELMI

doi: [10.12681/mms.1487](https://doi.org/10.12681/mms.1487)

#### To cite this article:

GOYET, C., HASSOUN, A., GEMAYEL, E., TOURATIER, F., ABOUD-ABI SAAB, M., & GUGLIELMI, V. (2016). Thermodynamic Forecasts of the Mediterranean Sea Acidification. *Mediterranean Marine Science*, 17(2), 508-518. <https://doi.org/10.12681/mms.1487>

## Thermodynamic Forecasts of the Mediterranean Sea Acidification

C. GOYET<sup>1</sup>, A. E. R. HASSOUN<sup>2</sup>, E. GEMAYEL<sup>1,2</sup>, F. TOURATIER<sup>1</sup>, M. ABBOUD-ABI SAAB<sup>2</sup>  
and V. GUGLIELMI<sup>1</sup>

<sup>1</sup> Université de Perpignan Via Domitia, IMAGES\_ESPACE-DEV, 52 avenue Paul Alduy, 66860 Perpignan Cedex, France

<sup>2</sup> National Council for Scientific Research, National Center for Marine Sciences, Box 534, Batroun, Lebanon

Corresponding author: [cgoyet@univ-perp.fr](mailto:cgoyet@univ-perp.fr)

Handling Editor: Sarantis Sofianos

Received: 9 September 2015; Accepted: 30 May 2016; Published on line: 18 July 2016

### Abstract

Anthropogenic CO<sub>2</sub> is a major driver of the present ocean acidification. This latter is threatening the marine ecosystems and has been identified as a major environmental and economic menace. This study aims to forecast from the thermodynamic equations, the acidification variation ( $\Delta$ pH) of the Mediterranean waters over the next few decades and beyond this century. In order to do so, we calculated and fitted the theoretical values based upon the initial conditions from data of the 2013 MedSeA cruise. These estimates have been performed both for the Western and for the Eastern basins based upon their respective physical (temperature and salinity) and chemical (total alkalinity and total inorganic carbon) properties. The results allow us to point out four tipping points, including one when the Mediterranean Sea waters would become acid (pH<7).

In order to provide an associated time scale to the theoretical results, we used two of the IPCC (2007) atmospheric CO<sub>2</sub> scenarios. Under the most optimistic scenario of the “Special Report: Emissions Scenarios” (SRES) of the IPCC (2007), the results indicate that in 2100, pH may decrease down to 0.245 in the Western basin and down to 0.242 in the Eastern basin (compared to the pre-industrial pH). Whereas for the most pessimistic SRES scenario of the IPCC (2007), the results for the year 2100, forecast a pH decrease down to 0.462 and 0.457, for the Western and for the Eastern basins, respectively. Acidification, which increased unprecedentedly in recent years, will rise almost similarly in both Mediterranean basins only well after the end of this century. These results further confirm that both basins may become undersaturated (< 1) with respect to calcite and aragonite (at the base of the mixed layer depth), only in the far future (in a few centuries).

**Keywords:** Anthropogenic CO<sub>2</sub>, Seawater acidification, Modeling, Carbonate system, critical points, Mediterranean Sea.

### Introduction

Oceanic uptake of anthropogenic carbon dioxide (C<sub>ANT</sub>) is altering the seawater chemistry of the world's oceans with various consequences on marine ecosystems. Ocean acidification is one of the consequences of approximately 79 million tons of carbon dioxide (CO<sub>2</sub>) released into the atmosphere every day from fossil fuel burning, deforestation and cement production (IPCC, 2007; IPCC, 2013). As a result of human activities, today's atmospheric CO<sub>2</sub> concentration is rising at a rate of ~ 0.5% year<sup>-1</sup> (Forster *et al.*, 2007), which is ~100 times faster than any change during the past 650 000 years (Royal Society, 2005; Siegenthaler *et al.*, 2005). The atmospheric increase of CO<sub>2</sub> from 2012 to 2013 was 2.9 microatmosphere (matm), which is the largest annual increase for the period 1984-2013 (WMO, 2014). Oceans play a key role in the mitigation of the increasing atmospheric pCO<sub>2</sub>. Approximately 25% of the total human emissions of CO<sub>2</sub> to the atmosphere is accumulating into the ocean (Sabine *et al.*, 2004; Mikaloff-Fletcher *et al.*, 2006; Le Quéré *et al.*, 2010; Sabine *et al.*, 2011; Le Quéré *et al.*, 2015). Without this buffer capacity of the

oceans, the CO<sub>2</sub> content in the atmosphere would have been much higher and global warming and its consequences more dramatic.

Today there is a rapid population growth on the Mediterranean coast, from 165 million inhabitants in 2000 to 187 million in 2007, an increase of 13% (Eurostat, 2009). Although the Mediterranean Sea represents less than 1% of the global world's ocean surface (UNEP/MAP-Plan Bleu, 2009), it is under important anthropogenic pressure. Thus, the Mediterranean Sea is acidifying quickly and its marine ecosystems are under stress. A surface pH decrease of 0.05 unit has been recorded since the pre-industrial era (Dore *et al.*, 2009; Bates *et al.*, 2012) and models predict an additional pH decline by 0.3-0.5 pH unit during the 21<sup>st</sup> century depending upon which Intergovernmental Panel on Climate Change (IPCC) CO<sub>2</sub> emission scenario (Caldeira & Wickett, 2005 ; Orr *et al.*, 2005a; Feely *et al.*, 2009) is used for the forecast. In the Mediterranean Sea, Géri *et al.* (2014) forecasted an evolution ranging between 0.3 and 0.4 pH unit decrease in the surface water of the Northwestern Mediterranean Sea by the end of this century. A few other studies (Àlvarez *et al.*, 2014; Schneider *et al.*, 2010; Touratier &

Goyet, 2011; Orr, 2011; Palmiéri *et al.*, 2015) estimated the present and future situation of the seawater acidification in the Mediterranean waters, particularly in the deep waters, and its influences on marine organisms, community structure and the entire ecosystems. They suggest that the acidification variations in the Mediterranean Sea are close but slightly higher than the ones estimated in the global ocean.

In this paper, based mainly upon the chemical thermodynamic equilibrium equations of the CO<sub>2</sub>/carbonate system in seawater (DOE, 1994), we first calculated the acidification variations ( $\Delta\text{pH}$ ) due to the C<sub>ANT</sub> penetration both into the Western and into the Eastern Mediterranean basins. The objectives are first to show the importance and impact of the thermodynamic equilibrium of the CO<sub>2</sub>/carbonate system on ocean acidification, and second to highlight the significant geographical variations. Then, in order to present not only discrete but also continuous estimates of acidification, we fitted these results with simple functions (one for each basin). Subsequently, we present and discuss, the impacts of this acidification on the carbonate saturation states in the Mediterranean Sea, as well as four tipping points (corresponding to points of significant changes in the biogeochemical seawater property), related to the Mediterranean Sea acidification.

## Methodology

### Data set

In order to illustrate the largest difference that can occur in the Mediterranean Sea we choose as initial conditions, data from two stations located at the extreme Northwestern and Eastern sides of the Mediterranean Sea. These two punctual locations were chosen to be relatively far from each other (rather taking an average of the data over each basin), to highlight the large range of variations in the Mediterranean Sea.

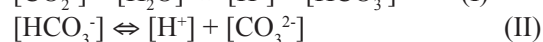
Hydrologic properties [salinity, S and temperature, T (°C)] were measured *in situ* and described earlier (Hassoun *et al.*, 2015a). The precisions of the measurements were  $\pm 0.001$  °C for T, and  $\pm 0.0003$  for S. For total alkalinity (A<sub>T</sub>) and total dissolved inorganic carbon (C<sub>T</sub>), seawater samples were collected at all stations of the MedSeA cruise (May 2 – June 2, 2013), throughout the

water column. These samples were then carefully measured onshore by a potentiometric titration in a closed cell (Hassoun *et al.*, 2015a,b,c). The accuracy of A<sub>T</sub> and C<sub>T</sub> measurements was determined to be  $\pm 2$   $\mu\text{mol.kg}^{-1}$  for A<sub>T</sub> and  $\pm 4$   $\mu\text{mol.kg}^{-1}$  for C<sub>T</sub> (Hassoun *et al.*, 2015b,c; Gemayel *et al.*, 2015).

Next, in section 2.2, we describe the calculation of the theoretical pH variations, at the base of the wintertime mixed layer depth, as a function of theoretical anthropogenic carbon concentrations ranging from 0 to 700  $\mu\text{mol.kg}^{-1}$  (corresponding to about 10 times the present anthropogenic carbon concentrations).

### Thermodynamic equations

We used the well known thermodynamic equilibrium equations:



as described in details in the Handbook of Methods for Analysis of the Various Parameters of the Carbon Dioxide System in Seawater (DOE, 1994), with the apparent constants:

$$K_1 = [\text{H}^+] [\text{HCO}_3^-] / [\text{CO}_2^*] \quad (\text{III})$$

$$\text{and } K_2 = [\text{H}^+] [\text{CO}_3^{2-}] / [\text{HCO}_3^-] \quad (\text{IV})$$

where brackets represent total stoichiometric concentrations of the particular chemical species enclosed. [CO<sub>2</sub>\*] represents the sum of the concentrations of the aqueous CO<sub>2</sub> and H<sub>2</sub>CO<sub>3</sub> species. Thus, using these equations, it is possible to calculate (via CO2SYS or other similar software), the variations of pH from a constant A<sub>T</sub> and C<sub>T</sub> variations, at any given sea-surface temperature (SST) and sea-surface salinity (SSS).

### Forecast of pH variations as a function of anthropogenic carbon

In order to forecast the Mediterranean Sea acidification beyond the end of the next century, we calculate pH from the measured A<sub>T</sub> (A<sub>T</sub><sup>m</sup>) at the base of the wintertime mixed layer depth (Table 1) and a theoretical C<sub>T</sub> calculated as follows:

**Table 1.** The 2013 measured S, T, A<sub>T</sub>, C<sub>T</sub> at the base of the wintertime mixed layer depth and the calculated C<sub>Tpreindustrial</sub> and pH<sub>preindustrial</sub> in the Western and Eastern basins of the Mediterranean Sea.

Parameters	Latitude (°N)	Longitude (°E)	Mixed Layer Depth (m)	S <sup>m</sup>	T <sup>m</sup> (°C)	A <sub>T</sub> <sup>m</sup> (μmol.kg <sup>-1</sup> )	C <sub>T</sub> <sup>m</sup> (μmol.kg <sup>-1</sup> )	pH <sup>c</sup>	pH <sup>preind</sup>	C <sub>T</sub> <sup>preind</sup> (μmol.kg <sup>-1</sup> )
Western basin	40.0736	5.94744	150	37.9812	13.487	2537	2261	8.087	8.215	2181
Eastern basin	34.22416	33.22504	200	39.0775	15.845	2634	2311	8.099	8.225	2224

At a given year,  $C_T$  was calculated by adding a theoretical  $C_{ANT}$  concentration to the preindustrial  $C_T$  concentration ( $C_T^{preind}$ ), as follows:

$$C_T = C_T^{preind} + C_{ANT} \quad (I)$$

In order to calculate  $C_T^{preind}$  we made the assumption that the temporal variation of  $CO_2$  fugacity ( $fCO_2$ ) in seawater follows that of the atmosphere. Thus,  $C_T^{preind}$  is calculated from  $A_T^m$ ,  $S^m$ ,  $T^m$ , ( $fCO_2^c - 116$ ), where  $fCO_2^c$  is calculated from  $A_T^m$ ,  $S^m$ ,  $T^m$ ,  $C_T^m$ . The number “116” is the difference between the atmospheric preindustrial  $fCO_2 = 280$  matm and the measured atmospheric 2013  $fCO_2 = 396$  matm (NOAA; <http://co2now.org/current-co2/co2-now>), thus  $396 - 280 = 116$  matm.

In order to provide a forecast over a very long range, we choose the theoretical values of  $C_{ANT}$  to increase from 0 to 700  $mmol.kg^{-1}$  (corresponding to about ten times the actual penetration of anthropogenic carbon in the Mediterranean Sea), by steps of 1  $mmol.kg^{-1}$ .

$pH^c$  was then calculated from  $T^m$ ,  $A_T^m$  (Table 1), and  $C_T^m$  (Table 1 and Eq.I). The calculation was made according to the output conditions of temperature and pressure, based on the  $A_T$ - $C_T$  combination and choosing the set of apparent constants ( $K_1$  and  $K_2$ ) of Goyet & Poisson (1989), the sulfate constants of Dickson (1990), the seawater scale and the borate constants of Uppström (1974). Note that the choice of constants here is not very important since we are looking at variations. The pre-industrial pH ( $pH^{preind}$ ; Table 1) was calculated from the measured  $A_T^m$  (since  $A_T$  is not affected by the accumulation of  $C_{ANT}$  in seawater) and  $C_T^{preind}$  (from  $\{A_T^m, S^m, T^m, [fCO_2^c - 116]\}$  as mentioned above).

Thereafter, the pH variation ( $\Delta pH$ ) is calculated from the computed pH and the pre-industrial pH as follows:

$$\Delta pH = pH - pH_{preind} \quad (II)$$

For each basin, we then fitted the discrete values of  $\Delta pH$  as a function of  $C_{ANT}$ .

## Results and Discussion

### Acidification estimates of the Mediterranean Sea

Figure 1 shows, that the largest difference in  $\Delta pH$  between the Western and the Eastern basins of the Mediterranean Sea will occur when  $C_{ANT}$  will range from 100  $\mu mol.kg^{-1}$  to 700  $\mu mol.kg^{-1}$ . This is due to the different oceanographic characteristics ( $T$ ,  $S$ ,  $A_T$ , and  $C_T$ ) in each main basin. However, beyond this  $C_{ANT}$  range (not shown here), the chemical equilibrium of the  $CO_2$ /carbonate system in seawater will induce very similar variations of pH ( $\Delta pH$ ).

Note that the difference between the two chosen locations (one in the Western basin, the other in the Eastern basin) is significant (up to 0.12 pH unit). Thus this indicates that ocean acidification is highly dependent upon the chemical properties of seawater and thus, will strongly vary from one location to another.

Figure 1, clearly illustrates the seawater buffer effect, and thus the non-linear variation of pH as a function of  $C_{ANT}$  penetration. From  $C_{ANT} = 0$  to  $C_{ANT} = 700$   $\mu mol.kg^{-1}$ ,  $\Delta pH$  will vary by less than -1.5 pH unit. Consequently, Fig.1 shows that the largest Mediterranean Sea pH decrease due to massive input of anthropogenic carbon ( $C_{ANT} > 600$   $\mu mol.kg^{-1}$ ) would remain close to -1.5 pH unit. Thus, the results of this model provide a reasonable limit of pH variations for future laboratory and mesocosms studies.

In addition, Table 1 indicates that at  $\Delta pH = -1.215$  for the Western Mediterranean Sea (or at  $\Delta pH = -1.225$  for the Eastern Mediterranean Sea), the seawater pH will be neutral ( $pH = 7.00$ ). Thus, the corresponding ( .1) addition of  $C_{ANT}$  (548  $\mu mol.kg^{-1}$  and 591  $\mu mol.kg^{-1}$ , for the Western and Eastern basins the Mediterranean Sea, respectively), indicates points beyond which, the Mediterranean Sea waters will become acid ( $pH < 7.00$ ). These points, called “Tipping Point”  $pH7$  ( $TP_{pH7}$ ), are shown in Figure 2.

In the Western basin,  $\Delta pH$  follows a simple polynomial function of degree 7 (Eq.III) of  $C_{ANT}$ :

$$\Delta pH = 0.03895 X^7 - 0.03946 X^6 - 0.1747 X^5 + 0.2054 X^4 + 0.07289 X^3 + 0.0001649 X^2 - 0.3497 X - 1.915 \quad (III)$$

with  $X = (C_{ANT} - 1500)/866.5$  where the number “1500” represents the mean of  $C_{ANT}$  (since for an improved accuracy of the equation, we choose  $0 < C_{ANT} < 3000$   $\mu mol.kg^{-1}$ ), and the number “866.5” represents the  $C_{ANT}$  standard deviation. The  $r^2 = 0.9996$  of equation III indicates the goodness of this fit.

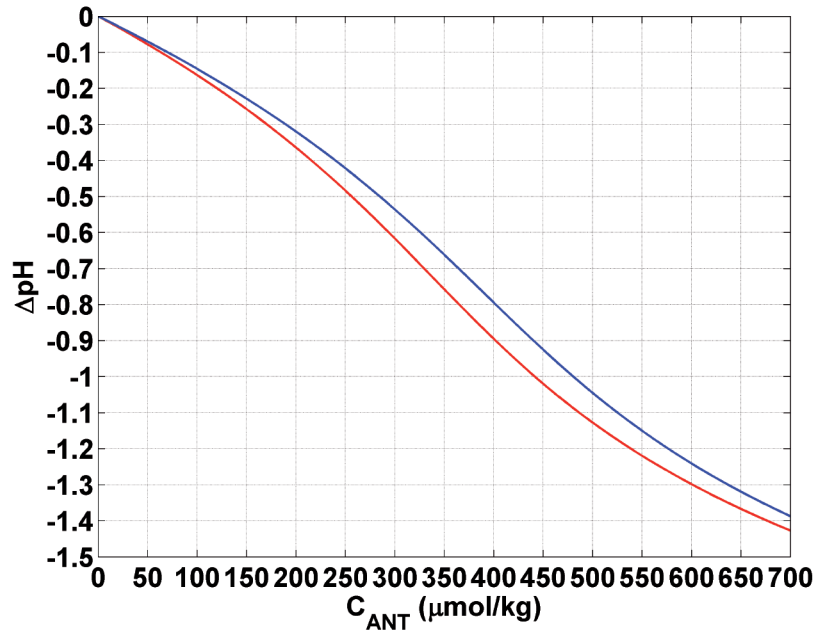
In the Eastern basin,  $\Delta pH$  also follows a simple polynomial function of degree 7 (Eq.IV) of  $C_{ANT}$ :

$$\Delta pH = 0.0363 X^7 - 0.0476 X^6 - 0.1453 X^5 + 0.2213 X^4 + 0.009255 X^3 + 0.01867 X^2 - 0.3486 X - 1.918 \quad (IV)$$

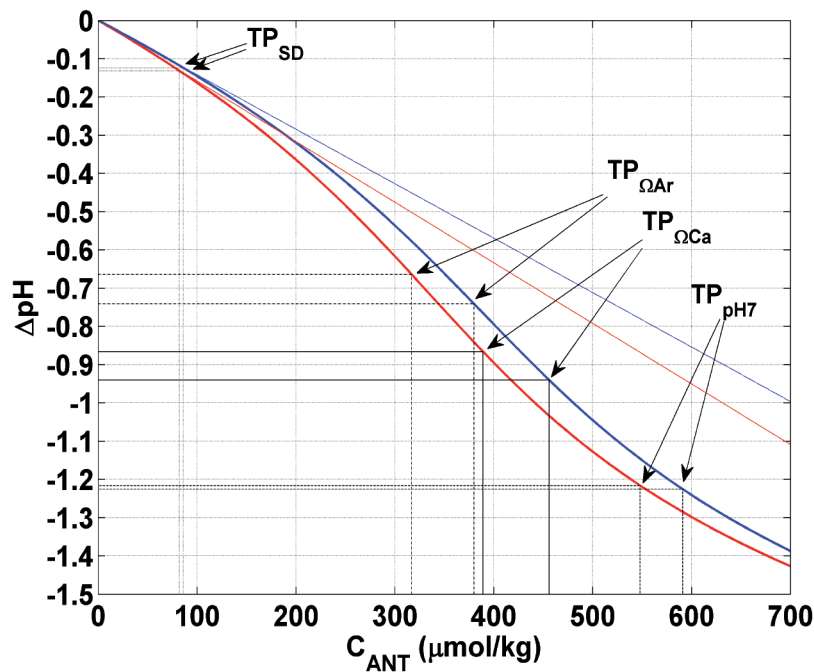
with  $X$  still equals to  $(C_{ANT} - 1500)/866.5$ . The  $r^2 = 0.9997$  of equation IV indicates the goodness of this fit.

These fits (Eq.III and Eq.IV) are provided to forecast the pH variations in each basin of the Mediterranean Sea, based only upon  $C_{ANT}$  concentrations with  $0 < C_{ANT} < 3000$   $\mu mol.kg^{-1}$ . Thus, inversely, it could be possible to estimate  $C_{ANT}$  from accurate measurements of  $\Delta pH$  over several years (decades).

In Figure 2, compared with Figure1, we have added two straight lines, which are the linear fits of each curve in the range  $0 < C_{ANT} < 70$   $\mu mol.kg^{-1}$  (corresponding to the present  $C_{ANT}$  penetration in the Mediterranean Sea; Hassoun *et al.*, 2015c), as well as the four tipping points ( $TP_{pH7}$  is described above, the others are described below), for the Western and Eastern basins of the Mediterranean Sea. Figure 2 demonstrates that from now on, a linear interpolation will provide an unrealistic, very optimistic forecast of (small) pH decrease.



**Fig. 1:** Theoretical estimates of pH variations as a function of  $C_{ANT}$  ( $0 < C_{ANT} < 700 \mu\text{mol.kg}^{-1}$ ) in the Western (red curve) and Eastern basins (blue curve) of the Mediterranean Sea.



**Fig. 2:** Theoretical estimates of pH variations as a function of  $C_{ANT}$  in the Western and Eastern basins of the Mediterranean Sea. The red and blue straight lines are the linear fits of the red and blue curves in the range  $0 < C_{ANT} < 70 \mu\text{mol.kg}^{-1}$ , respectively (Equations:  $\Delta\text{pH} = -0.00158439 C_{ANT}$  [red] and  $\Delta\text{pH} = -0.00142387 C_{ANT}$  [blue]).

The chemical properties of seawater have now reached a point where a small addition of anthropogenic carbon will induce a non-linear, relatively large pH drop (Fig. 2). This is happening now. As anthropogenic carbon continually penetrates into the Mediterranean Sea, the pH decreases more sharply from one day to the next.

The differences between  $\Delta\text{pH}$  of the linear fits and the theoretical  $\Delta\text{pH}$  (curves) as a function of

$C_{ANT}$  ( $< 700 \mu\text{mol.kg}^{-1}$ ), are shown in Figure 3. This figure illustrates clearly a tipping point of “Sharp Decrease” in pH ( $\text{TP}_{SD}$ ), at  $C_{ANT} = 82 \mu\text{mol.kg}^{-1}$  for the Western Mediterranean Sea (and at  $C_{ANT} = 86 \mu\text{mol.kg}^{-1}$  for the Eastern Mediterranean Sea), where the variation of pH deviates from a linear relationship with  $C_{ANT}$  penetration, and where a small addition of  $C_{ANT}$  induces a sharp decrease in pH. Thus, today, a small additional input of

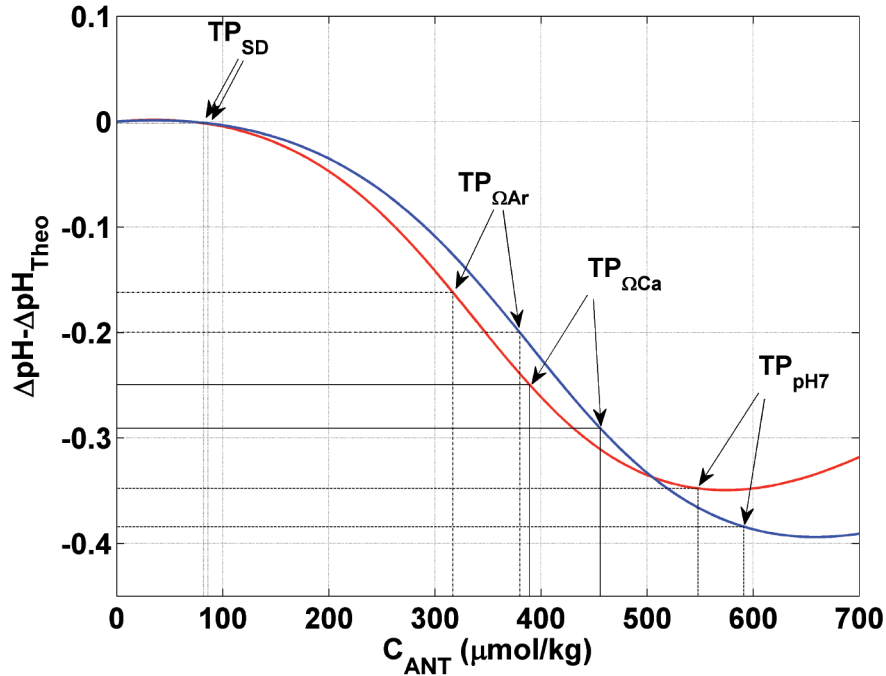


Fig. 3: The distribution of differences between the experimental and theoretical  $\Delta\text{pH}$  as a function of anthropogenic  $\text{CO}_2$ .

anthropogenic carbon into the Mediterranean Sea would have a more significant impact than in the past, on its acidification and therefore on its ecosystems.

**What are the consequences of the increasing anthropogenic  $\text{CO}_2$  concentrations on the calcium carbonate (calcite and aragonite) saturation states in the Mediterranean Sea waters?**

In order to assess the influence of the increasing  $C_{\text{ANT}}$  concentrations, we also computed (via the program “CO2Sys”), the calcium carbonate saturation via the two forms calcite and aragonite ( $\Omega_{\text{Ca}}$  and  $\Omega_{\text{Ar}}$ ). As a reminder,  $\Omega_{\text{Ca}}$  and  $\Omega_{\text{Ar}}$  are proportional to the product of concentrations of calcium ions and carbonate ions dissolved in seawater ( $\Omega_i = \text{Cste} \times [\text{Ca}^{++}] \times [\text{CO}_3^{-}]$ ).

When  $\Omega_i > 1$ , there is oversaturation of the dissolved calcium carbonate. Thus, it will tend to precipitate. Corals and coralline sand are mainly made of calcite. Aragonite, which is mainly the result of the slow transformation of calcite, is mainly found in fossils.

When  $\Omega_{\text{Ar}}$  (or  $\Omega_{\text{Ca}}$ ) is  $< 1$ , there is under-saturation of the dissolved calcium carbonate. Thus, it will tend to dissolve (shell and skeleton formation cannot occur). In seawater  $\Omega_{\text{Ar}}$  is always inferior to  $\Omega_{\text{Ca}}$ ; aragonite is more soluble than calcite.

Therefore, the determination of when  $\Omega_{\text{Ar}} = 1$  and  $\Omega_{\text{Ca}} = 1$  will provide two tipping points ( $\text{TP}_{\Omega_{\text{Ar}}}$  and  $\text{TP}_{\Omega_{\text{Ca}}}$ ), for the ecosystem equilibrium. The results indicate that these tipping points when  $\Omega_{\text{Ar}} = 1$  and  $\Omega_{\text{Ca}} = 1$ , will occur when  $C_{\text{ANT}} = 317 \mu\text{mol.kg}^{-1}$  and  $C_{\text{ANT}} = 389 \mu\text{mol.kg}^{-1}$ , respectively for the Western Mediterranean Sea, and

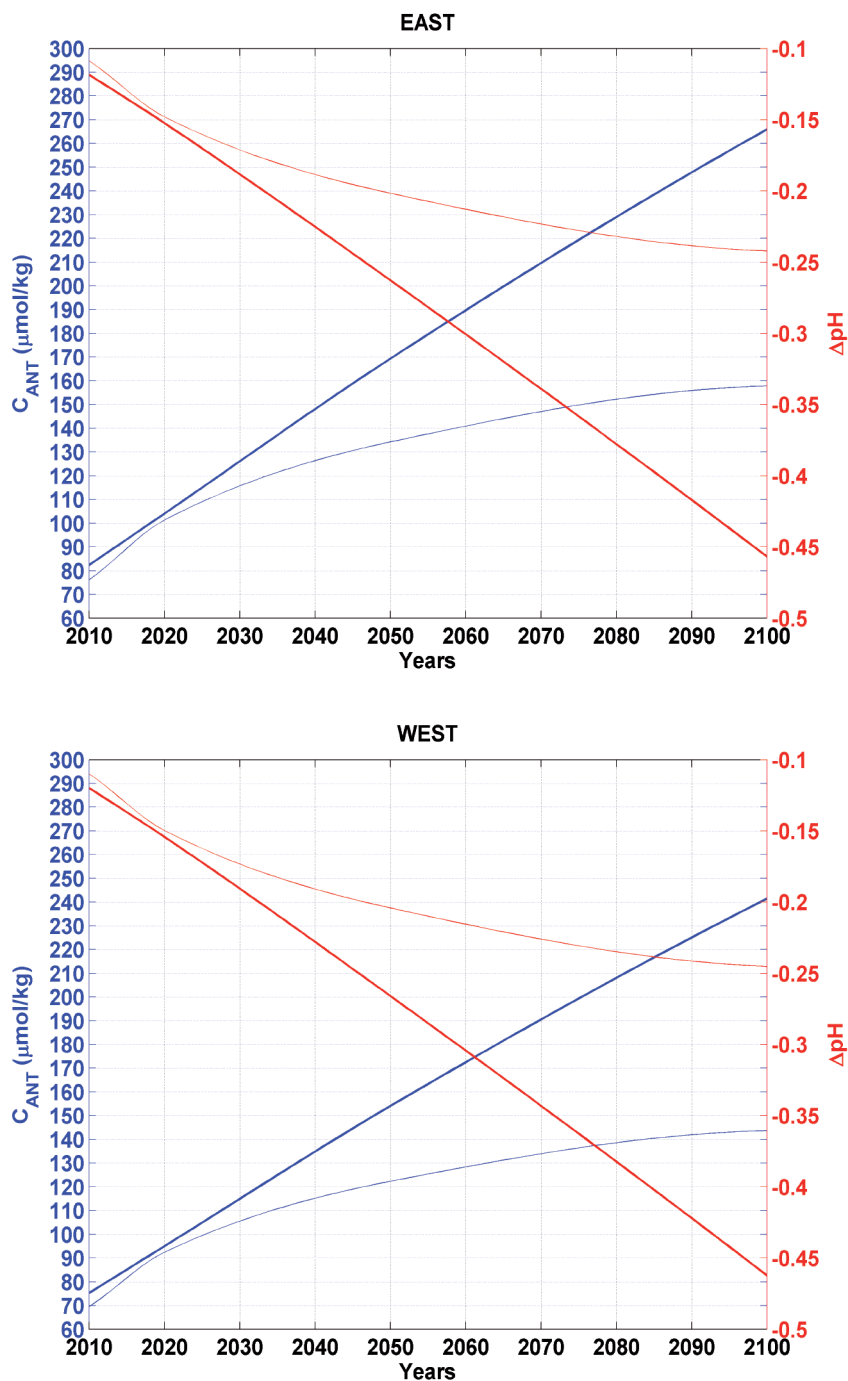
when  $C_{\text{ANT}} = 380 \mu\text{mol.kg}^{-1}$  and  $C_{\text{ANT}} = 456 \mu\text{mol.kg}^{-1}$ , respectively for the Eastern Mediterranean Sea. They are shown on Figures 2 and 3.

**When would these four tipping points ( $\text{TP}_{\text{SD}}$ ,  $\text{TP}_{\Omega_{\text{Ar}}}$ ,  $\text{TP}_{\Omega_{\text{Ca}}}$  and  $\text{TP}_{\text{pH}7}$ ), occur in the Mediterranean Sea waters?**

Taking into account that  $f\text{CO}_2$  in seawater ( $f\text{CO}_2^{\text{sw}}$ ), follows that ( $f\text{CO}_2^{\text{air}}$ ) of the atmosphere (Royal Society, 2005; Bates *et al.*, 2012; Zeebe, 2012), we can calculate the estimated anthropogenic carbon concentrations over the years as follows:

1) First, we can use results from both the most optimist/ecological (B1;  $f\text{CO}_2^{\text{air}} = 485 \text{ matm}$  and  $540 \text{ matm}$  for year 2050 and 2100, respectively) and the most pessimistic (A1F1;  $f\text{CO}_2^{\text{air}} = 570 \text{ matm}$  and  $940 \text{ matm}$  for year 2050 and 2100, respectively) of the SRES scenarios (IPCC 2007) to make such estimates at least to year 2100.

2) Then, assuming that  $\Delta f\text{CO}_2$  ( $f\text{CO}_2^{\text{sw}} - f\text{CO}_2^{\text{air}}$ ) remains constant over time, we can compute the concentrations of anthropogenic carbon that penetrates into the seawater. This was done by determining the difference between the initial  $C_T$  and  $C_T$  calculated using the constant total alkalinity, salinity, temperature, and an increasing  $f\text{CO}_2^{\text{sw}}$  (parallel to the  $f\text{CO}_2^{\text{air}}$  curve). Thus, for the Western basin, based upon the first scenario (B1), the  $C_{\text{ANT}}$  concentrations would be in the order of 122 and of  $144 \mu\text{mol.kg}^{-1}$  for the years 2050 and 2100, respectively, and based upon the second scenario (A1F1),  $C_{\text{ANT}}$  concentrations would be close to 154 and  $241 \mu\text{mol.kg}^{-1}$  for the years 2050 to 2100, respectively (Fig. 4). For the Eastern basin, based upon



**Fig. 4:** Variations of the anthropogenic CO<sub>2</sub> (left y axis in blue) and acidification (ΔpH; right y axis in red) in the a) Western Mediterranean basin and b) Eastern Mediterranean basin, from 2013 to the end of the 21<sup>st</sup> century (2100) according to the B1 (thin lines) and A1F1 (thick lines) SRES scenarios of the IPCC (2007).

scenario B1, the  $C_{ANT}$  concentrations would be in the order of 134 and of 158  $\mu\text{mol kg}^{-1}$  for the years 2050 and 2100, respectively, and based upon scenario A1F1,  $C_{ANT}$  concentrations would be close to 169 and 266  $\mu\text{mol.kg}^{-1}$  for the years 2050 to 2100, respectively (Fig. 4).

The results indicate that when  $C_{ANT}$  is equal to 240  $\mu\text{mol.kg}^{-1}$  in seawater (about year 2100 according to scenario A1F1), the acidification variation will reach a value of 0.459 and 0.401pH unit in the Western and Eastern basins, respectively.

The variations of pH and anthropogenic CO<sub>2</sub> concentrations until the end of the 21<sup>st</sup> century are displayed in Figure 4. Estimated acidification variations from the present until the end of this century are presented in Table 2 for the two extreme SRES scenarios of the IPCC (2007). The results confirm that up to the end of this century, the Western basin (Fig. 4a) is always more acidified than the Eastern one (Fig. 4b). Figure 4a,b further illustrates the differences of acidification according to the two scenarios. Thus, by the end of this century, the

**Table 2.** The present and future Mediterranean Sea pH according to the anthropogenic CO<sub>2</sub> based on two extreme SRES scenarios of the IPCC (2007). B1 is the most optimistic scenario while A1F1 is the most pessimistic one.

Year	$\Delta f\text{CO}_2^{\text{air}} (\mu\text{atm})$		$C_{\text{ANT}} (\mu\text{mol.kg}^{-1})$ West/East				pH (pH unit)			
			Western basin		Eastern basin					
	B1	A1F1	B1	A1F1	B1	A1F1	B1	A1F1	B1	A1F1
2020	140	145	92/101	95/104	8.065	8.061	8.077	8.073		
2050	205	290	122/134	154/169	8.011	7.949	8.024	7.962		
2100	260	660	144/158	241/266	7.970	7.753	7.983	7.768		

expected decrease in pH in the Western basin will range from 0.245 to 0.462 (from 0.242 to 0.457 in the Eastern basin).

Note that for these calculations we assumed that the seawater temperature did not change. If we take into account the probable increase in seawater temperature, the penetration of atmospheric CO<sub>2</sub> into the seawater will decrease, and thus slow down the penetration of anthropogenic carbon in seawater. For instance, a temperature increase of 2°C by 2050 (IPCC SRES scenarios; 2007) will reduce  $C_{\text{ANT}}$  by approximately 15  $\mu\text{mol.kg}^{-1}$  and an increase of 4.5°C by 2100 (IPCC SRES scenarios; 2007), will reduce  $C_{\text{ANT}}$  by approximately 30  $\mu\text{mol.kg}^{-1}$ . Thus, such temperature increase would induce in 2100 a pH variation ranging only from -0.19 to -0.37 pH unit. The amplitude of such pH decrease would, consequently, remain within the observed amplitude of the seasonal variations (Middelboe & Hansen, 2007; Abdelmongy & El-Moselhy, 2015). Similar results were observed in recent global modeling studies (Orr *et al.*, 2005; Somot *et al.*, 2008; Orr, 2011; Palmiéri *et al.*, 2015), which took into account the variations in ocean circulation, seawater temperature, and air-sea CO<sub>2</sub> fluxes.

At the global ocean scale, modelers have noted a decrease of 0.1 pH unit, between 1750 and 1994, in the ocean surface layers (equivalent to a 30% increase of [H<sup>+</sup>] ions; Sabine *et al.*, 2004; Raven *et al.*, 2005; Orr *et al.*, 2005). However, time-series studies conducted in the North Pacific Ocean between 1988 and 2007 (Dore *et al.*, 2009) and in the North Atlantic Subtropical gyre between

1983 and 2011 (Bates *et al.*, 2012) have documented a significant long-term decreasing trend of 0.05 pH unit (0.0019 and 0.0017 unit yr<sup>-1</sup> in the North Pacific and the North Atlantic respectively). At the end of the century, the model from Caldeira & Wickett (2003) predicted an increased acidification with a pH decrease between 0.3 and 0.4 pH unit. Similarly, Géri *et al.* (2014) and Yao *et al.* (2016) predicted the same range of pH decrease (0.3-0.4 pH unit) in the northwestern part of the Mediterranean Sea.

Table 3 shows the results of calcium carbonate ions (calcite and aragonite) saturations at the base of the mixed layer depth, for both the Western and Eastern basins.

While the main changes are largest at the ocean surface, the penetration of anthropogenic CO<sub>2</sub> into the ocean interior will alter the chemical composition over the 21<sup>st</sup> century down to several thousand meters (IPCC, 2014). Thus, as expected  $\Omega_{\text{Ca}}$  and  $\Omega_{\text{Ar}}$  decrease with the increasing  $C_{\text{ANT}}$  and acidification level (Table 3). According to the most pessimistic (A1F1) scenario of the IPCC (2007), the results show that the Mediterranean Sea waters will remain oversaturated with respect to calcite and aragonite until the end of this century (Table 3). Consequently, the impacts of the Mediterranean Sea acidification on calcareous shells would probably be very light until the end of this century. Yet, afterwards both basins will become undersaturated with respect to aragonite as soon as  $C_{\text{ANT}} = 380 \mu\text{mol.kg}^{-1}$  would have penetrated into the Mediterranean Sea. Both basins will then become undersaturated with respect to calcite as soon as  $C_{\text{ANT}} = 456$

**Table 3.** The present and future Mediterranean calcium carbonate saturations (calcite,  $\Omega_{\text{Ca}}$  and aragonite,  $\Omega_{\text{Ar}}$ ) at the base of the mixed layer depth, according to the anthropogenic CO<sub>2</sub> based on two extreme SRES scenarios of the IPCC (2007). B1 is the most optimistic scenario while A1F1 is the most pessimistic one.

Year	$C_{\text{ANT}} (\mu\text{mol.kg}^{-1})$ West/East		Western basin				Eastern basin			
			B1		A1F1		B1		A1F1	
	B1	A1F1	$\Omega_{\text{Ca}}$	$\Omega_{\text{Ar}}$	$\Omega_{\text{Ca}}$	$\Omega_{\text{Ar}}$	$\Omega_{\text{Ca}}$	$\Omega_{\text{Ar}}$	$\Omega_{\text{Ca}}$	$\Omega_{\text{Ar}}$
2020	92/101	95/104	4.37	2.81	4.33	2.79	5.04	3.26	5.00	3.23
2050	122/134	154/169	3.94	2.54	3.50	2.25	4.56	2.95	4.06	2.63
2100	144/158	241/266	3.64	2.34	2.35	1.51	4.23	2.74	2.77	1.79



$\mu\text{mol.kg}^{-1}$  would have penetrated in the Mediterranean Sea. Therefore, long before the Mediterranean Sea will become acid ( $\text{pH} < 7$ ;  $C_{\text{ANT}} > 591 \mu\text{mol.kg}^{-1}$ ), marine organisms depending upon formation of calcareous shells and skeletons will be highly vulnerable.

When water is undersaturated with respect to calcium carbonate ions, marine organisms can no longer form calcium carbonate shells (Raven *et al.*, 2005). Increasing atmospheric  $\text{CO}_2$  concentrations lower oceanic pH and carbonate ion concentrations, thereby decreasing the saturation state with respect to calcium carbonate minerals (Feely *et al.*, 2004). The main driver of these changes is the direct geochemical effect due to the addition of anthropogenic  $\text{CO}_2$  to the surface ocean (IPCC, 2007). After investigating the effects of  $\text{CO}_2$ -induced ocean acidification on calcification in 18 benthic marine organisms, Ries *et al.* (2009) suggested that the response of calcifying marine organisms to elevated atmospheric  $\text{fCO}_2$  will be variable and complex. They found that oysters, scallops, and temperate corals grew thinner, weaker shells as acidity levels were increased. However, they indicated that some species, including blue crabs, lobsters, and shrimp, grew thicker shells that could make them more resistant to predators. Nevertheless, Mediterranean surface waters would remain oversaturated with respect to calcite and aragonite in surface layers (CIESM, 2008). However, the increasing acidification level could considerably decrease this saturated state by the end of this century. Although it may be assumed that the dissolution of calcium carbonate ions is not thermodynamically favorable and therefore not an anticipated problem in the Mediterranean Sea (CIESM, 2008), results from Table 3 suggest that over the very long term (beyond the next century), this may become an issue.

High acidification levels can also influence the speciation of nutrients [the degree of limitation of phosphate ions, already a limiting factor for primary production (Berland *et al.*, 1980), will increase], and their trophic situations (worsening oligotrophy). This potentially affects the productivity, the entire structure of food webs as well as the carbon export.

## Summary

In this paper, based upon the thermodynamic equations of the chemical equilibrium of the  $\text{CO}_2$ /carbonate system in seawater we first calculated the variation of pH ( $\Delta\text{pH}$ ) as a function of theoretical  $C_{\text{ANT}}$  concentrations ranging from  $0 \mu\text{mol.kg}^{-1}$  to  $700 \mu\text{mol.kg}^{-1}$ , at the base of the mixed layer depth in waters of the Western and Eastern basins of the Mediterranean Sea. We then fitted these results with simple polynomial functions (one for each basin; Eq.III and IV for the Western and Eastern basin, respectively). The results show that the Western basin is acidifying faster than the Eastern basin. The difference in acidification between these two basins would reach its

maximum ( $\Delta\text{pH} = 0.101$ ) when  $C_{\text{ANT}}$  would reach  $395 \mu\text{mol.kg}^{-1}$ .

The results show that a linear approximation cannot be used for  $C_{\text{ANT}}$  larger than  $86 \mu\text{mol.kg}^{-1}$  since it will largely underestimate the pH variations. Thus, these results indicate the first tipping point ( $\text{TP}_{\text{SD}}$ ) when the Mediterranean Sea acidification will sharply increase compared to the regular increase of  $C_{\text{ANT}}$ . This is happening now!

In order to provide an estimate of the dates corresponding to these variations, we made the reasonable assumption that surface seawater  $\text{fCO}_2$  follows that of the atmosphere. Thus, based upon the SRES scenario B1 (optimist) and A1F1 (pessimistic) of the IPCC (2007), we could estimate the pH variations as a function of time. Therefore, by the end of this century, when  $C_{\text{ANT}}$  could reach  $144 \mu\text{mol.kg}^{-1}$  (B1), or  $241 \mu\text{mol.kg}^{-1}$  (A1F1), the pH variation would reach  $-0.245$  and  $-0.462$  pH unit, respectively, for the Western basin. For the Eastern basin, when  $C_{\text{ANT}}$  could reach  $158 \mu\text{mol.kg}^{-1}$  (B1), or  $266 \mu\text{mol.kg}^{-1}$  (A1F1), the pH variation would reach  $-0.242$  and  $-0.457$  pH unit, respectively. These variations would remain close to the present amplitude of the observed seasonal variations of pH in the upper layer of the ocean.

One should keep in mind that in this study, the effect of the global warming was not taken into account and consequently, the estimated range of pH variations provides an upper limit. Global warming will somewhat mitigate the exchanges across the ocean-atmosphere interface, thus reducing slightly the penetration of anthropogenic carbon and consequently the Mediterranean Sea acidification. Yet, since the effect of temperature on these equations is relatively small, this study highlights the importance of the thermodynamic equilibriums, which control most of the seawater pH variations.

Although both basins are supersaturated with calcite and aragonite, the calcium carbonate saturation states are lower in the Western basin than those in the Eastern basin. The projected estimates of the calcite and aragonite tipping points ( $\text{TP}_{\text{OAr}}$ ,  $\text{TP}_{\text{OCa}}$ ) indicate that both basins may become undersaturated with respect to aragonite (and later to calcite), in Mediterranean waters only well after the end of this century.

The last tipping points ( $\text{TP}_{\text{pH7}}$ ), would occur when the Mediterranean Sea would become acid ( $\text{pH} < 7$ ) due to a large penetration of  $C_{\text{ANT}}$ .

In summary, this study highlights four tipping points. In each of the Western and Eastern basins of the Mediterranean Sea, these tipping points, calculated at the base of the mixed layer depth, are specific to the location. Nevertheless, they are reached for only slightly different concentrations of  $C_{\text{ANT}}$ . These points with their limits of  $C_{\text{ANT}}$  and their significance are as follow:

1)  $\text{TP}_{\text{SD}}$ : when  $C_{\text{ANT}}$  would reach  $86 \mu\text{mol.kg}^{-1}$  (or as soon as  $82 \mu\text{mol.kg}^{-1}$  for the Western waters), the Mediterranean Sea acidification will intensify sharply,

2)  $\text{TP}_{\text{OAr}}$ : when  $C_{\text{ANT}}$  would reach  $380 \mu\text{mol.kg}^{-1}$  (or as soon as  $317 \mu\text{mol.kg}^{-1}$  for the Western waters), the

Mediterranean Sea will become undersaturated with respect to aragonite,

3)  $TP_{\Omega_{Ca}}$ : when  $C_{ANT}$  would reach  $456 \mu\text{mol.kg}^{-1}$  (or as soon as  $389 \mu\text{mol.kg}^{-1}$  for the Western waters), the Mediterranean Sea will become undersaturated with respect to calcite,

4)  $TP_{pH7}$ : when  $C_{ANT}$  would reach  $591 \mu\text{mol.kg}^{-1}$  (or as soon as  $548 \mu\text{mol.kg}^{-1}$  for the Western waters), the Mediterranean Sea will become acid ( $pH < 7$ ).

When will these tipping points be reached? The first one  $TP_{SD}$  has already been reached. The three others  $TP_{\Omega_{Ar}}$ ,  $TP_{\Omega_{Ca}}$ , and  $TP_{pH7}$  will probably be reached within the next (or following) century. The exact timing will strongly depend upon the politics of human activities, which will impact both global warming and the anthropogenic  $CO_2$  raise both in the atmosphere and into the ocean.

### Acknowledgements

This work was funded by the EC FP7 “Mediterranean Sea Acidification in a changing climate – MEDSEA” project (MedSea; grant agreement 265103; medsea-project.eu). Authors are grateful to the National Council for Scientific Research (CNRS) in Lebanon for the PhD thesis scholarship granted to Miss Elissar GEMAYEL. We thank the two anonymous reviewers for their helpful contributions.

### References

Abdelmongy, A.S., El-Moselhy, K.M., 2015. Seasonal variations of the physical and chemical properties of seawater at the Northern Red Sea, Egypt. *Open Journal of ocean and coastal sciences*. ISSN (print), 2 (1), 2377-0007; ISSN (online), 2377-0015; DOI:10.15764/OCS.2015.01001.

Alvarez, M., Sanleon-Bartolomé, S., Tanhua, T., Mintrop, L., Luchetta, A. *et al.*, 2014. The  $CO_2$  system in the Mediterranean Sea: a basin wide perspective. *Ocean Science*, 10 (1), 69-92.

Bates, N.R., Best, M.H.P., Neely, K., Garley, R., Dickson, A.G. *et al.*, 2012. Detecting anthropogenic carbon dioxide uptake and ocean acidification in the North Atlantic Ocean. *Biogeosciences*, 9, 2509-2522. www.biogeosciences.net/9/2509/2012/, doi:10.5194/bg-9-2509-2012.

Berland, B.R., Bonin, D.J., Maestrini, S.Y., 1980. Azote ou phosphore ? Considérations sur le “paradoxe nutritionnel” de la mer méditerranée. *Oceanologica Acta*, 3 (1), 135-141.

Caldeira, K., Wickett, M.E., 2003. Oceanography: Anthropogenic carbon and ocean pH. *Nature*, 425, 365, doi:10.1038/425365a.

Caldeira, K., Wickett, M.E., 2005. Ocean model predictions of chemistry changes from carbon dioxide emissions to the atmosphere and ocean. *Journal of Geophysical Research*, 110, C09S04, doi:10.1029/JC002671.

CIESM, 2008. Impacts of acidification on biological, chemical and physical systems in the Mediterranean and Black

Seas. p. 124. In: *CIESM Workshop Monographs*. Briand, F. (Ed.), No.36.

Dickson, A.G., 1990. Standard potential of the reaction:  $AgCl(s) + 1/2H_2 = Ag(s) + HCl(aq)$ , and the standard acidity constant of the ion  $HSO_4$  in synthetic sea water from 273.15 to 318.15 K. *Journal of Chemical Thermodynamics*, 22, 113-127.

Dore, J.E., Lukas, R., Sadler D.W., Church, M.J., Karl, D.M., 2009. Physical and biogeochemical modulation of ocean acidification in the central North Pacific. p. 12235-12240. In: *Proceedings of the National Academy of Sciences of the United States of America*, 106 (30), doi: 10.1073/pnas.0906044106

DOE, 1994. Handbook of methods for the analysis of the various parameters of the carbon dioxide system in sea water. Version 2, A. G. Dickson & C. Goyet, eds., *ORNL/CDI-AC-74*.

Eurostat, 2009. Population growth slowing and life expectancy increasing in the Euro-Mediterranean region, 2000-2007. *Statistics in focus* 66/2009.

Fabry, V.J., Seibel, B.A., Feely, R.A., Orr, J.C., 2008. Impacts of ocean acidification on marine fauna and ecosystem processes. *ICES Journal of Marine Science*, 65 (3), 414-432.

Feely R.A., Sabine C.L., Lee K., Berelson W., Kleypas J. *et al.*, 2004. Impact of anthropogenic  $CO_2$  on the  $CaCO_3$  system in the oceans. *Science*, 305 (5682), 362-366, doi: 10.1126/science.1097329.

Feely, R.A., Doney, S.C., Cooley, S.R., 2009. Ocean acidification: Present conditions and future changes in a high- $CO_2$  world. *Oceanography*, 22 (4), 36-47, doi:10.5670/oceanog.2009.95.

Gemayel, E., Hassoun, A.E.R., Benallal, M.A., Goyet, C., Rivaro, P. *et al.*, 2015. Climatological variations of total alkalinity and total inorganic carbon in the Mediterranean Sea surface waters. *Earth System Dynamics*. *Earth Syst. Dynam. Discuss.* 6 (2), 1499-1533. 10.5194/esdd-6-1499-2015. *Earth Syst. Dynam.*, 6, 789-800, 2015 www.earth-syst-dynam.net/6/789/2015/ doi:10.5194/esd-6-789-2015.

Géri, P., El Yacoubi S., Goyet, C., 2014. Forecast of Sea Surface Acidification in the Northwestern Mediterranean Sea. *Journal of Computational Environmental Sciences*, Article ID 201819, 7 pp., doi:10.1155/2014/201819.

Goyet, C., Poisson, A., 1989. New determination of carbonic acid dissociation-constants in seawater as a function of temperature and salinity. *Deep Sea Research Part A: Oceanographic Research Papers*, 36 (11), 1635-1654.

Gypens, N., Lancelot, C., Borges, A.V., 2004. Carbon dynamics and  $CO_2$  air-sea exchanges in the eutrophied coastal waters of the Southern Bight of the North Sea: a modeling study. *Biogeosciences*, 1, 147-157, doi: 10.5194/bg-1-147-2004.

Gypens, N., Borges, A.V., Lancelot, C., 2009. Effect of eutrophication on air-sea  $CO_2$  fluxes in the coastal Southern North Sea: a model study of the past 50 years. *Global Change Biology*, 15, 1040-1056, doi: 10.1111/j.1365-2486.2008.01773.x

Gypens, N., Lacroix, G., Lancelot, C., Borges, A.V., 2011. Seasonal and inter-annual variability of air-sea  $CO_2$  fluxes and seawater carbonate chemistry in the Southern North Sea. *Progress in Oceanography*, 88, 59-77, doi: 10.1016/j.pocean.2010.11.004.

- Hassoun, A.E.R., Guglielmi, V., Gemayel, E., Goyet, C., Abboud-Abi Saab, M. *et al.*, 2015a. Is the Mediterranean Sea circulation in a steady state? *Journal of Water Resources and Ocean Science*, 4 (1), 6-17, doi: 10.11648/j.wros.20150401.12
- Hassoun, A.E.R., Gemayel, E., Krasakopoulou, E., Goyet, C., Abboud-Abi Saab, M. *et al.*, 2015b. Modeling of the total alkalinity and the total inorganic carbon in the Mediterranean. *Journal of Water Resources and Ocean Science*, 4(1):24-32, doi:10.11648/j.wros.20150401.14
- Hassoun, A.E.R., Gemayel, E., Goyet, C., Krasakopoulou, E., Abboud-Abi Saab, M. *et al.*, 2015c. Acidification of the Mediterranean Sea from anthropogenic carbon penetration. *Deep-Sea Research, Part I: Oceanographic Research Papers*, doi:10.1016/j.dsr.2015.04.005
- IPCC, 2001. Climate Change 2001: Impacts, Adaptation and Vulnerability.
- IPCC, 2007. Climate Change 2007: The Physical Science Basis. Contribution of Working Group I to the Fourth Assessment Report of the Intergovernmental Panel on Climate Change. p. 996. Solomon, S., Qin, D., Manning, D., Chen, Z., Marquis, M. *et al.* (Eds). Cambridge, UK: Cambridge Univ. Press.
- IPCC, 2013: Climate Change 2013: The Physical Science Basis. Contribution of Working Group I to the Fifth Assessment Report of the Intergovernmental Panel on Climate Change, Cambridge University Press, Cambridge, United Kingdom and New York, NY, USA.
- IPCC, 2014. Climate Change 2014: Impacts, Adaptation, and Vulnerability. The Fifth Assessment Report of the Intergovernmental Panel on Climate Change.
- Le Quéré, C., Takahashi, T., Buitenhuis, E.T., Rodenbeck, C., Sutherland, S.C., 2010. Impact of climate change and variability on the global oceanic sink of CO<sub>2</sub>. *Global Biogeochemical Cycles*, 24 (4), GB4007, doi:10.1029/2009GB003599.
- Le Quéré, C., Moriarty, R., Andrew, R. M., Peters, G. P., Ciais, P. *et al.*, 2015. Global carbon budget 2014, *Earth Syst Sci Data*, 7, 47-85.
- Middelboe, A.L., Hansen, P.J., 2007. High pH in shallow-water macroalgal habitats. *Marine Ecology Progress Series*, 338, 107-117.
- Mikaloff-Fletcher S.E., Gruber N., Jacobson A.R., Doney S.C., Dutkiewicz S. *et al.*, 2006. Inverse estimates of anthropogenic CO<sub>2</sub> uptake, transport, and storage by the ocean. *Global Biogeochemical Cycles*, 20 (2), 1-16. GB2002, doi:10.1029/2005GB002530.
- Orr, J.C., Fabry, V.J., Aumont, O., Bopp, L., Doney, S.C. *et al.*, 2005. Anthropogenic ocean acidification over the twenty-first century and its impact on calcifying organisms. *Nature*, 437, 681-686.
- Orr, J.C., 2011. Recent and future changes in ocean carbonate chemistry. p. 41-66. In: *Ocean Acidification*. Gattuso, J., Hansson, L. (Eds). Oxford University Press, Oxford.
- Palmiéri, J., Orr, J.C., Dutay, C., Béranger, K., Schneider, A. *et al.*, 2015. Simulated anthropogenic CO<sub>2</sub> storage and acidification of the Mediterranean Sea, *Biogeosciences*, 12, 781-802, doi:10.5194/bg-12-781-2015.
- Pierrot, D., Lewis, E., Wallace, D.W.R., 2006. MS Excel Program Developed for CO<sub>2</sub> System Calculations., *ORNL/CDIAC-105*. Carbon Dioxide Information Analysis Center, Oak Ridge National Laboratory, U.S. Department of Energy, Oak Ridge, Tennessee.
- Raven, J., Caldeira, K., Elderfield, H., Hoegh-Guldberg, O., Liss, P. *et al.*, 2005. Ocean acidification due to increasing atmospheric carbon dioxide. *The Royal Society Policy Document*, 12/05, London.
- Ries, J.B., Cohen, A.L., McCorkle, D.C., 2009. Marine calcifiers exhibit mixed responses to CO<sub>2</sub>-induced ocean acidification. *Geology*, 37 (12), 1131-1134, doi: 10.1130/G30210A.1.
- Royal Society, 2005. Ocean acidification due to increasing atmospheric carbon dioxide. The Royal Society, London. Policy Document 12/05, p. 60.
- Sabine, C.L., Feely, R.A., Gruber, N., Key, R.M., Lee, K. *et al.*, 2004. The Oceanic Sink for Anthropogenic CO<sub>2</sub>. *Science*, 305 (5682), 367-371, doi:10.1126/science.1097403.
- Sabine, C.L., Feely, R.A., Wanninkhof, R., Takahashi, T., Khatiwala, S. *et al.*, 2011. The global ocean carbon cycle. *Bulletin of the American Meteorological Society*, 92 (6), S100-S108, doi:10.1175/1520-0477-92.6.S1.
- Schneider, A., Tanhua, T., Körtzinger, A., Wallace, D.W.R., 2010. High anthropogenic carbon content in the eastern Mediterranean. *Journal of Geophysical Research*, 115 :doi: 201010.1029/2010JC006171.
- Siegenthaler, U., Stocker, T.F., Monnin, E., Luethi, D., Schwander, J. *et al.*, 2005. Stable carbon cycle-climate relationship during the late Pleistocene. *Science*, 310 (5752), 1313-1317, doi: 10.1126/science.1120130.
- Somot, F. Sevault, M. Déqué, M. Crépon, M., 2008. 21st century climate change scenario for the Mediterranean using a coupled atmosphere-ocean regional climate model, *Global and Planetary Change*, Volume 63, Issues 2-3, September 2008, p. 112-126, ISSN 0921-8181, <http://dx.doi.org/10.1016/j.gloplacha.2007.10.003>.
- Thomas, H., England, M.H., Ittekkot, V., 2001. An off-line 3D model of anthropogenic CO<sub>2</sub> uptake by the oceans. *Geophysical Research Letters*, 28, 547-550.
- Touratier, F., Guglielmi, V., Goyet, C., Prieur, L., Pujo-Pay, M. *et al.*, 2012. Distribution of the carbonate system properties, anthropogenic CO<sub>2</sub>, and acidification during the 2008 BOUM cruise (Mediterranean Sea). *Biogeosciences Discussion*, 9, 2709-2753. doi:10.5194/bgd-9-2709-2012.
- Touratier, F., Goyet, C., 2004a. Definition, properties, and Atlantic Ocean distribution of the new tracer TrOCA. *Journal of Marine Systems*, 46, 169-179.
- Touratier, F., Goyet, C., 2004b. Applying the new TrOCA approach to estimate the distribution of anthropogenic CO<sub>2</sub> in the Atlantic Ocean. *Journal of Marine Systems*, 46, 181-197.
- Touratier, F., Azouzi, L., Goyet, C., 2007. CFC-11, Δ<sup>14</sup>C, and <sup>3</sup>H tracers as a means to assess anthropogenic CO<sub>2</sub> concentrations in the ocean. *Tellus*, 59B, 318-325.
- Touratier, F., Goyet, C., 2011. Impact of the Eastern Mediterranean Transient on the distribution of anthropogenic CO<sub>2</sub> and first estimate of acidification for the Mediterranean Sea. *Deep Sea Research Part I*, 58(1), 1-15, doi:10.1016/j.dsr.2010.10.002.
- UNEP/MAP-Plan Bleu, 2009. State of the Environment and Development in the Mediterranean, UNEP/MAP-Plan Bleu, Athens.

- Uppström, L.R., 1974. The boron/chlorinity ratio of the deep-sea water from the Pacific Ocean. *Deep Sea Research and Oceanographic Abstracts*, 21 (2), 161-162.
- Waugh, D.W., Haine, T.W.N., Hall, T.M., 2004. Transport times and anthropogenic carbon in the subpolar North Atlantic Ocean. *Deep-Sea Research Part I*, 51 (11), 1475-1491.
- WMO, 2014. Record Greenhouse Gas Levels Impact Atmosphere and Oceans. Press Release No. 1002 by the World Meteorological Organization. [http://www.wmo.int/pages/mediacentre/press\\_releases/pr\\_1002\\_en.html](http://www.wmo.int/pages/mediacentre/press_releases/pr_1002_en.html)
- Yao, K.M., Marcou, K.O., Goyet, C., Guglielmi, V., Touratier, F. *et al.*, 2016. Time variability of the north-western Mediterranean Sea pH over 1995-2011. *Marine Environmental Research*, doi : 10.1016/j.marenvres.2016.02.016.
- Yool, A., Popova, E.E., Anderson, T.R., 2011. Medusa-1.0: a new intermediate complexity plankton ecosystem model for the global domain. *Geoscientific Model Development*, 4 (2), 381-417, doi:10.5194/gmd-4-381.
- Yool, A., Popova, E.E., Anderson, T.R., 2013. MEDUSA-2.0: an intermediate complexity biogeochemical model of the marine carbon cycle for climate change and ocean acidification studies. *Geoscientific Model Development*, 6 (5), 1767-1811, doi:10.5194/gmd-6-1767.
- Zeebe, R.E., 2012. History of Seawater Carbonate Chemistry, Atmospheric CO<sub>2</sub>, and Ocean Acidification. *The Annual Review of Earth and Planetary Sciences*, 40, 141–165, doi: 10.1146/annurev-earth-042711-105521.