

Mediterranean Marine Science

Vol 20, No 2 (2019)



Macrofauna associated with a recently described bryozoan species in the Eastern Harbour of Alexandria, Egypt

RASHA HAMDY ELSAYED, MOHAMED MOUSSA DORGHAM

doi: [10.12681/mms.18391](https://doi.org/10.12681/mms.18391)

To cite this article:

ELSAYED, R. H., & DORGHAM, M. M. (2019). Macrofauna associated with a recently described bryozoan species in the Eastern Harbour of Alexandria, Egypt. *Mediterranean Marine Science*, 20(2), 248–259.
<https://doi.org/10.12681/mms.18391>

Macrofauna Associated with a Recently Described Bryozoan Species in the Eastern Harbour of Alexandria, Egypt

Rasha HAMDY and Mohamed DORGHAM

Oceanography Department, Faculty of Science, Alexandria University, Egypt

Corresponding author: mdorgham1947@yahoo.com

Handling Editor: Vasilis GEROVASILEIOU

Received: 30 August 2018; Accepted: 12 February 2019; Published on line: 17 May 2019

Abstract

The bryozoan *Calyptotheca alexandriensis* was recorded for the first time two years ago as a new species from the Eastern Harbour of Alexandria, Egypt. Knowledge about the ecology of this bryozoan and the associated fauna is completely lacking. The present study is an attempt to identify the fauna associated with this bryozoan species, through approximately bimonthly sampling from October 2017 to August 2018. A total of 43 animal species were associated with the colonies of *C. alexandriensis*, belonging to nine taxonomic groups, including polychaetes (21 species), crustaceans (13 species), molluscs (3 species), ascidians, bryozoans, cnidarians, echinoderms, sipunculids, and sponges (one species each). Juvenile shrimps, fish larvae, and eggs of different animals were also found. The numerical abundance of the associated fauna fluctuated between 1279.3 individuals/kg in winter and 3041 individuals/kg in autumn. Crustaceans were the most abundant group, constituting 90.5% of the total associated fauna, mainly due to the amphipod *Elasmopus pecteniscrus* (75.4%), beside other crustaceans like *Jassa marmorata* (6.2) and *Apohyale perieri* (3.7%). In contrast, polychaetes were markedly less abundant, forming 7.9% of the associated fauna, with the dominance of *Pseudonereis anomala* (3.5%). Spring and summer communities were more diverse (30-32 species) than the autumn and winter communities (16 and 25 species, resp.). The Shannon diversity index presented low diversity of the associated fauna, varying seasonally between 0.56 in summer and 1.6 in winter, with evenness fluctuating from 0.16 in summer to 0.50 in winter.

Keywords: *Calyptotheca alexandriensis*; benthic fauna; polychaetes; amphipods; tanaids.

Introduction

Several groups of marine plants and animals, such as sea grasses (Boström *et al.*, 2006), sponges (Gerovasileiou *et al.*, 2016), polychaetes (Smith *et al.*, 2005; Desroy *et al.*, 2011), oysters (Beck *et al.*, 2011), and heavily calcified bryozoans (Wood *et al.*, 2012; Lombardi *et al.*, 2014), form habitats for numerous marine organisms, from foraminiferans and polychaetes (Stebbing, 1971; McKinney & Jaklin, 2000; Cocito *et al.*, 2002) to larger organisms such as sponges, hydroids, and bryozoans (Jones & Lockhart, 2011). Studies of bryozoan-generated habitats are few and fairly site-specific, while the ecology of these bryozoans is still poorly known (Wood & Probert, 2013).

Benthic biogenic substrata in coastal systems enhance local species diversity by increasing the range of microhabitats for organisms and through adding habitat heterogeneity and structural complexity (Sebens, 1991; Thompson *et al.*, 1996). Colonial organisms such as corals and bryozoans can increase the available secondary substrata in sublittoral systems (e.g., Nalesso *et al.*, 1995; Cocito

et al., 2000), since they are used by macrofauna species, such as polychaetes, molluscs, crustaceans, and echinoderms, to hide from predators and to forage for debris and small invertebrates (Porrás *et al.*, 1996).

Bryozoans took place in modern tropical carbonate settings mostly in relatively low abundance, while they are dominant outside the tropics, particularly in many temperate areas (Taylor & Allison, 1998). Therefore, the role of bryozoan colonies as habitats has been described mainly in temperate systems (e.g., Maluquer, 1985; Conradi & Cervera, 1995; Ferdeghini & Cocito, 1999; Cocito *et al.*, 2000), while they are scarcely studied in tropical or subtropical regions (Lindberg & Stanton, 1988; Mantelatto & Souza-Carey, 1998). The colonies of several bryozoan species contribute effectively as secondary substrata for local fauna, like *Pentapora fascialis* Pallas, 1766 (Cocito *et al.*, 1998; Ferdeghini & Cocito, 1999); *Cellaria salicornioides* Lamouroux, 1816 (McKinney & Jaklin, 2000); *Schizoporella errata* Waters, 1878 (Cocito *et al.*, 2000); *Celleporaria agglutinans* Hutton, 1873; and *Hippomenella vellicata* Hutton, 1873 (Bradstock & Gordon, 1983). The number of bryozoan species living

at present in the Mediterranean is 556 species and is expected to increase by about 280-500 species (Rosso & Di Martino, 2016), due to new records inside the Mediterranean or by intrusion of non-indigenous species from the adjacent regions, whereas 59 out of the 556 spp. living today in the Mediterranean Sea are considered non-indigenous bryozoans (Rosso & Di Martino, 2016). Despite the high bryozoan diversity in the Mediterranean when compared with other regions of the globe, bryozoans are still scarcely known in the Eastern Mediterranean (Harmelin *et al.*, 2016; Sokolover *et al.*, 2016). However, Gerovasilioiu and Rosso (2016) stated that recent efforts have significantly increased the knowledge on bryozoans in the south-eastern Mediterranean Sea, recording 237 species from the Greek Seas. In the Egyptian Coast, a few studies were conducted about the Bryozoa (Abdel-Salam & Ramadan, 2008 a, b; Abdel-Salam, 2014; Abdel-Salam *et al.*, 2017). Moreover, the fauna associated with bryozoans has not been the subject of any study along the Mediterranean coast of Egypt.

The present study deals with the composition and abundance of the fauna associated with *Calyptotheca alexandriensis*, which was described as follows: colony erect, foliaceous, comprising an open honeycomb of anastomosing bifoliate fronds forming a spheroidal mass, intracolony overgrowths occasionally developed, uniporous septulae present in lateral and transverse vertical walls, situated close to the basal wall, colour vivid deep orange to red when alive, fading to pale brown in spirit or dry (Abdel-Salam *et al.*, 2017). According to these authors, *C. alexandriensis* represents a new species of unknown original provenance. Its occurrence in the Eastern Harbour of Alexandria, which lies 240 km west of the opening of the Suez Canal at Port Said, raises the possibility that the transfer of this species may not have occurred via the Suez Canal, since the currents along the Egyptian Mediterranean coast are predominantly eastward (Said & Eid, 1994). Therefore, there is no certainty whether this species is a Lessepsian migrant as it may instead have entered the Mediterranean from the Atlantic.

Material and Methods

The Eastern Harbour (EH) is located on the Mediterranean Coast of Egypt, and the sampling site lies at 31.212258N and 29.886125 E. The EH is one of the chronically eutrophic coastal basins on the Alexandria coast due to long-term sewage discharge, indirect effect of different types of waste waters from the adjacent Lake Mariout, and several human activities, like shipping, fishing, and recreation, where numerous peoples visit the beach and spend the daytime in swimming snorkeling, sea tours, and sport fishing (Dorgham, 2011).

Three masses of the bryozoan *C. alexandriensis* were collected from a rocky bottom at 1.5 m depth and from metallic stand of a marina (Fig. 1), during October 2017 (autumn), February 2018 (winter), April 2018 (spring), and June and August 2018 (summer). The bryozoan colonies were kept in seawater until reaching the laborato-

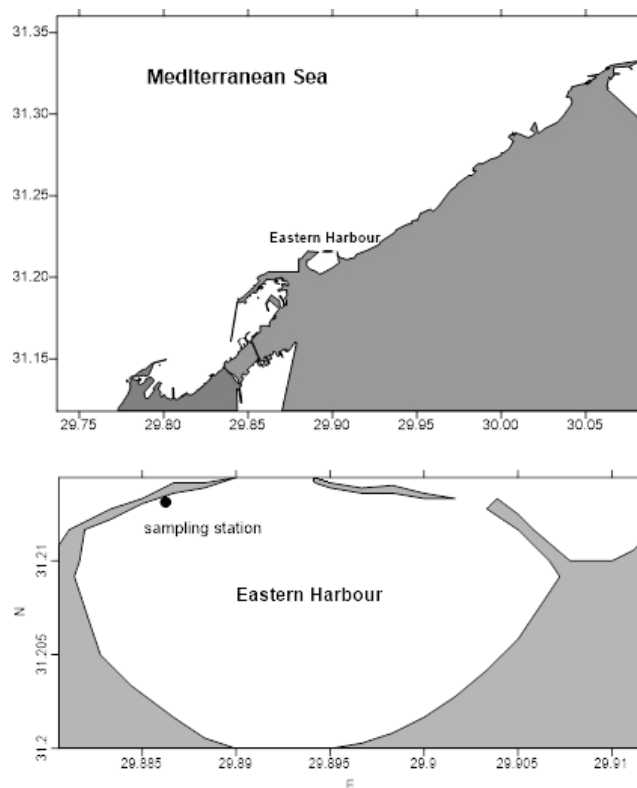


Fig. 1: The Eastern Harbour of Alexandria, including the position of the sampling area station.

ry, where they were carefully broken up by hand and the associated fauna was removed. The bryozoan skeletons were left for one day in the laboratory to dry at room temperature and then they were weighed by analytical balance. The sorted fauna was preserved in 10% neutralized formaldehyde, and the taxa were identified to the lowest possible taxonomic level and counted. The total count per bryozoan sample was estimated as number of individuals/kg of the bryozoan skeleton. Groups like sponges and bryozoans were obtained as small pieces but were not identified. No algal growth was observed on the colonies of *C. alexandriensis*. The environmental parameters (water temperature, salinity, pH, dissolved oxygen, nutrients, and chlorophyll-a) were measured in the area of study following the methods described by Strickland and Parsons (1972).

Statistical Analyses

Statistical analyses were performed using the package PRIMER-E[®] ver. 6 (Clarke & Gorley, 2006) and MS Excel[®].

Diversity Indices

Three diversity indices were calculated: Richness Index (R1), a direct expression of the number of species was estimated according to Margalef (1958). The Diversity Index was determined using the equation of Shannon and Weaver (1949). The fifth Evenness Index (E5), also known as the “modified Hill coefficient” (Alatalo, 1981),

was used because it is relatively unaffected by species richness (Ludwig & Reynolds, 1988).

BIO-ENV Procedure

The correlation between the associated fauna and water parameters (see below) around the *C. alexandriensis* colonies, at a seasonal basis, was tested with the PRIMER-E[®] BIO-ENV routine, which is based on the non-parametric Spearman rank correlation coefficient (Clarke & Gorley, 2006).

We tested ten variables, namely, dissolved inorganic phosphorous (DIP), NO₂, NO₃, SiO₄, DO, Chl-a, water temperature (Temp), pH, salinity (Sal), and conductivity (Cond). A Draftsman Plot showed that a log transform was necessary for nutrient variables, that is, DIP, NO₂, NO₃, and SiO₄, in order to reduce a right-skewed distribution, but DO, Chl-a, Temp, pH, Sal, and Cond could remain untransformed.

Interspecific Association

To identify the multivariate patterns of species distribution as derived from different sampling seasons, the method of non-metric multi-dimensional scaling (MDS) (Kruskal, 1964) was adopted. Before that in order to downweight the importance of dominant species, the abundance values were fourth-root transformed prior to similarity coefficient calculation between every pair of samples. Triangular similarity matrices were then produced at monthly scale and season factor was introduced. According to the MDS method, the relative distance of all pairs of species was measured by Bray & Curtis (1957) to define the “stress” that measures the success of the combination obtained in compatibility with the entered data and determines how the points should move to the next repetition. The value of stress close to zero indicates that the duplicates used reached the compatibility of data (Clarke & Warwick, 2001).

ANOSIM

The analysis of similarity (ANOSIM) allows a test of null hypothesis where there are no assemblage differences between groups of samples specified by the levels of a single factor, that is, different times or seasons in the present study. ANOSIM here tests the hypothesis that there are no differences between sampling period dates in the composition of the bryozoan-associated fauna.

Results

Colonies of the bryozoan *C. alexandriensis* were inhabited by a total of 43 benthic animal species belonging to nine higher taxonomic groups, including 21 polychaete species, 13 crustaceans, three molluscs, and one species each for ascidians, bryozoans, cnidarians, echinoderms, sipunculids, and sponges. In addition, juvenile shrimps, fish larvae, and eggs of different animals were found in

the samples, but they were not counted (Table 1). The associated fauna in spring and summer was richer in species (30 and 32, resp.) than autumn (16 species) and winter (25 species). However, the diversity indices showed different seasonal patterns. The Shannon diversity index reached the highest value during winter and the lowest in summer, while species richness attained the highest value in summer and the lowest in autumn. Evenness displayed little seasonal variations (Fig. 2), which could be attributed to the persistent dominance of one species, namely, the amphipod *Elasmopus pecteniscus* (Table 1).

The numerical abundance of the associated fauna exhibited wide seasonal fluctuation, as it attained the highest value in autumn (3041.3 ind/kg), followed by pronouncedly lower values (1258.5-1591.5 ind/kg) in winter, spring, and early summer and increasing again in late summer to 2582.3 ind/kg (Fig. 3). Regardless of the crustaceans' lower diversity compared to polychaetes, they greatly sustained higher count, forming 90.5% of the total count of the associated fauna against 7.9% for polychaetes. However, the two groups displayed different

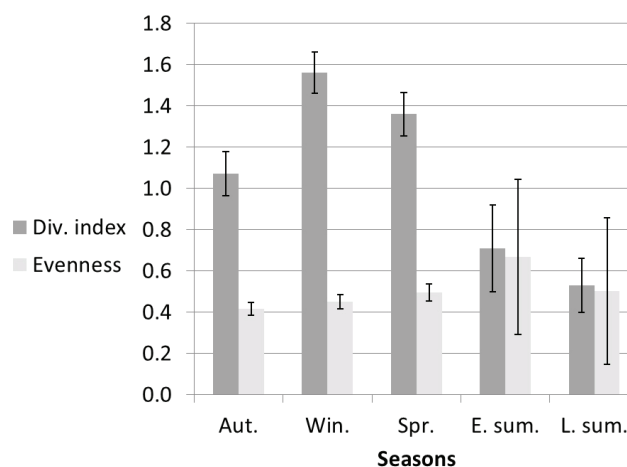


Fig. 2: Seasonal variation of mean diversity, richness, and evenness indices within the community associated with *Calypototheca alexandriensis* in the Eastern Harbour of Alexandria (E. sum.: early summer; L. sum.: late summer).

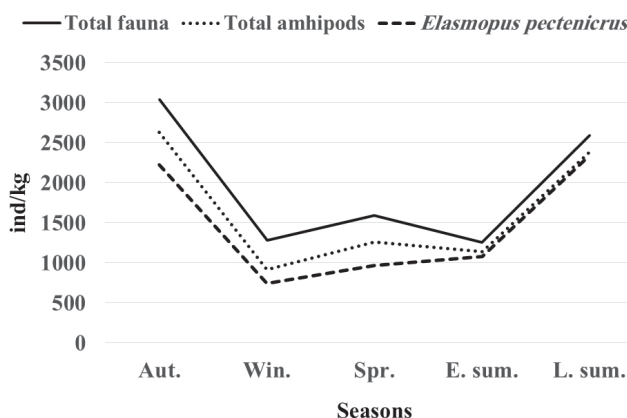


Fig. 3: Seasonal abundance of the total fauna, total amphipods, and the amphipod species *Elasmopus pecteniscus* associated with *Calypototheca alexandriensis* in the Eastern Harbour of Alexandria (E. sum.: early summer; L. sum.: late summer).

Table 1. Numerical abundance of the fauna associated with the bryozoan *Calyptotheca alexandriensis* in the Eastern Harbour of Alexandria, Egypt.

Group and species	Oct.	Feb.	Apr.	Jun.	Aug.
Class: Crustacea					
Order: Tanaidacea					
Family: Tanaididae					
<i>Tanais dulongii</i> (Audouin, 1826)	80.7	31.7	17.3	8.3	5.3
Family: Leptocheliidae					
<i>Chondrochelia savignyi</i> (Krøyer, 1842)	0	5.3	0	0.7	2.0
Order: Amphipoda					
Family: Maeridae					
<i>Elasmopus pecteniscrus</i> (Spence Bate, <i>sensu</i> Ruffo 1862) *	2230	746.7	967	1083.3	2336.7
Family: Ischyroceridae					
<i>Jassa marmorata</i> (Holmes, 1905)	37.3	174.3	291.4	56	48.3
Family: Hyalidae					
<i>Apohyale perieri</i> (Lucas, 1849)	361.3	0	1.3	0	0
Order: Isopoda					
Family: Sphaeromatidae					
<i>Sphaeroma serratum</i> (Fabricius, 1787)	46.3	23.0	10.0	1.7	25.7
Family: Cirolanidae					
<i>Cirolana bovina</i> (Barnard, 1940)	73.3	32.7	16.7	6.6	2.0
Family: Sphaeromatidae					
<i>Dynamene bidentata</i> (Adams, 1800)	0	3.3	4.0	0.7	0
Order: Decapoda					
Family: Eriphiidae					
<i>Eriphia verrucosa</i> (Forskål, 1775)	2.3	0	2.3	2.3	0.3
Family: Portunidae					
<i>Charybdis hellerii</i> (A. Milne-Edwards, 1867) *	0.3	0	2.3	0	0
Family: Majidae					
<i>Maja</i> sp.	0	0	6.3	0.7	0
Family: Alpheidae					
<i>Alpheus lobidens</i> De Haan, 1849 [in De Haan, 1833-1850] *	0	10.3	15.7	2.0	0.3
Order: Cirripeda					
Family: Sessilia					
<i>Balanus</i> sp.	52	0	2.7	5.7	0.7
Class: Polychaeta					
Order: Amphinomida					
Family: Amphinomidae					
<i>Eurythoe complanata</i> (Pallas, 1766) *	0	0	1.3	2.7	8.7
<i>Linopherus canariensis</i> (Langerhans, 1881) *	0	1	0	1.3	0
Family: Dorvilleidae					
<i>Schistomeringos rudolphi</i> (Delle Chiaje, 1828)	0	2.0	0	5	5.3
Family: Chrysopetalidae					
<i>Chrysopetalum debile</i> (Grube, 1855)	0	1	0	0	1.0
Family: Hesionidae					
<i>Syllidia armata</i> (Quatrefages, 1866)	0	16.7	1.0	0	8.3
Family: Nereididae					
<i>Alitta succinea</i> (Leuckart, 1847)	0	1	6.3	2.7	0
<i>Pseudonereis anomala</i> (Gravier, 1899) *	57.3	93.3	150.7	42.0	2.7
Family: Polynoidea					

continued

Table 1 continued

Group and species	Oct.	Feb.	Apr.	Jun.	Aug.
<i>Lepidonotus clava</i> (Montagu, 1808)	0	0	0	1.3	0
Family: Syllidae					
<i>Syllis hyalina</i> (Grube, 1863)	6.3	38.7	45.3	11.7	22.7
<i>Syllis schulzi</i> (Hartmann-Schröder, 1960)	0	1	0	0	0
<i>Syllis variegata</i> (Grube, 1860)	40.3	31.3	11.7	6.3	9.7
<i>Trypanosyllis zebra</i> (Grube, 1860)	0	1	1.0	0	2.0
Family: Sabellidae					
<i>Amphiglena mediterranea</i> (Leydig, 1851)	0	2.0	1.0	0	1.0
Family: Serpulidae					
<i>Hydroides dianthus</i> (Verrill, 1873)	0	0	2.3	0.7	0
<i>Hydroides elegans</i> (Haswell, 1883) *	0	0	8.7	2.3	78.3
<i>Serpula concharum</i> (Langerhans, 1880)	0	1	5.7	3.7	0
Family: Spionidae					
<i>Dipolydora coeca</i> (Örsted, 1843)	0	1	0	0.7	2.3
Family: Cirratulida					
<i>Caulleriella bioculata</i> (Keferstein, 1862)	0	0	0	0.7	2.3
Family: Terebellidae					
<i>Axionice medusa</i> (Savigny in Lamarck, 1818) *	0	4.3	2.3	2.7	5.3
Order: Scolecida					
Family: Opheliidae					
<i>Polyophthalmus pictus</i> (Dujardin, 1839)	0	0	0	0	0.3
Family: Lumbrineridae					
<i>Lumbrineris coccinea</i> (Renier, 1804)	0	0	0	0	4.3
Phylum: Porifera					
Porifera sp.	+	0	+	0	+
Phylum: Cnidaria					
Hydrozoan polyps	0	0	0	2.3	0
Phylum: Bryozoa					
Family: Bugulidae					
<i>Bugula</i> sp.	+	0	+	+	0
Phylum: Sipuncula					
Class: Sipunculidae					
Sipunculidea sp.	0	0	1.0	0.7	2.0
Phylum: Mollusca					
Class: Bivalvia					
Order: Mytilida					
Family: Mytilidae					
<i>Brachidontes pharaonis</i> (P. Fischer, 1870) *	42	0	0	0.5	1.3
<i>Venerupis corrugata</i> (Gmelin, 1791)	0	0	0	0	0.3
Order: Gastropoda					
Family: Fissurellidae					
<i>Fissurella</i> sp.	0	1.0	0	0	0
Phylum: Echinodermata					
Order: Ophiuroida					
Family: Ophiuridae					
<i>Ophiura</i> sp.	0	54.7	9.7	0	2.0
Phylum: Chordata					
Class: Ascidiacea					
Ascidiacea sp.	11.7	1.0	6.3	0	1.0
Total count	3041.3	1279.3	1591.4	1255.3	2582.3

Footnote: *non-indigenous

patterns of seasonal abundance, whereas the crustaceans showed two peaks in autumn and late summer (Fig. 3), while polychaetes had a peak during spring (Fig. 4).

Only 9.3% of the associated taxa were responsible for 88.9% of total abundance, mainly due to the dominance of the crustacean amphipods *E. pecteniscrus* (75.4%), *Jassa marmorata* (6.2%), *Apohyale perieri* (3.7%), and the polychaete *Pseudonereis anomala* (3.5%). Other species represented low percentages of the total fauna, such as the crustaceans *Tanais dulongii* (1.5%), *Cirolana bovina* (1.3%) and *Sphaeroma serratum* (1.1%), and the polychaetes *Syllis hyalina* (1.3%) and *S. variegata* (1.0%). All other species were mostly found either occasionally or in low numbers (Table 1). The contribution of crustaceans and polychaetes (relative abundance) to the total count of the associated fauna experienced seasonal variation. As shown in Table 2, the crustaceans formed 92.8-94.8% during summer and autumn, against 80.2-84% in winter and spring, when polychaetes attained their highest percentages (15.4% and 14.9%, resp.). On the other hand, the number of polychaete species (14 and 15) was higher than the crustaceans (8 and 11) during winter and summer, respectively, but in autumn 3 polychaete species occurred against 9 species for crustaceans.

The major associated species demonstrated variable seasonal contribution to the total count. For example, *E. pecteniscrus* represented 58.3% and 60.8% of the total fauna in winter and spring, respectively (Figs S2 and S3), jumping to 86.1-90.1% during summer (Figs S4 and S5), while the second abundant crustacean, *J. marmorata*, showed the lowest percentage (1.2%) in autumn (Fig. S1) and the highest (18.3%) in spring (Fig. S3). In contrast, *A. perieri* displayed a flash appearance in autumn, constituting 11.8% of the total associated fauna (Fig. S1), while it occurred in very low counts or completely disappeared during the other seasons.

Pseudonereis anomala was the most abundant polychaete, particularly in winter and spring forming 7.3 and 9.5 %, respectively, of the associated fauna (Figs S2 and S3). This species displayed less contribution in autumn (1.9 %) and early summer (3.3 %) (Figs S1 and S4), while it disappeared in late summer, when *Hydroides elegans*

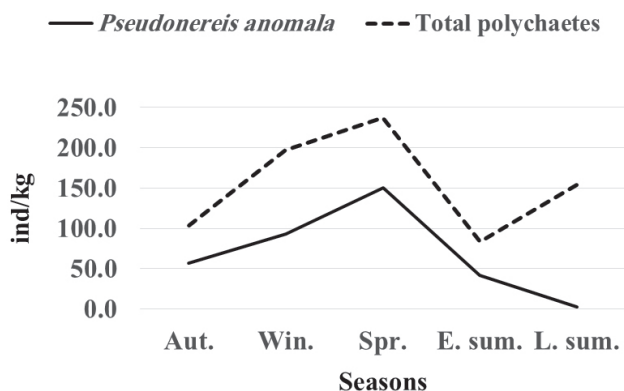


Fig. 4: Seasonal abundance of total polychaetes and *Pseudonereis anomala* associated with *Calyptotheca alexandriensis* in the Eastern Harbour of Alexandria (E. sum.: early summer; L. sum.: late summer).

became the dominant polychaete, constituting 3% of the total associated fauna (Fig. S5). In addition, *Syllis hyalina* showed relatively active contribution (3% and 2.8%, resp.) in the fauna of winter and spring (Figs S2 and S3). *Syllis variegata* displayed its maximum contribution (2.5%) in early summer (Fig. S4).

Furthermore, some crustacean species showed less active contribution to the associated fauna, particularly during autumn and winter, like *T. dulongii* (2.5-2.7%), *C. bovina* (2.4-2.5%), and *S. serratum* (1.5-1.8%). Also, the mollusc *Brachidontes pharaonis* constituted 1.4% of the associated fauna in autumn against 4.3 % for the echinoderm *Ophiura* sp., in winter.

The MDS plot (Fig. 5) depicts the similarity amongst all replicate samples at a seasonal level. Samples from the same sampling site were grouped together. A clear seasonal pattern was derived from this analysis which indicated a cyclical trend of samples. Also, the relative distances among seasons were always significantly different for all stations, as shown by the ANOSIM test (Global R: 0.693, $p < 0.05$).

The highest values of the harmonic Spearman coefficient as calculated between the abiotic variables and similarity matrices of associated fauna (BIOENV analysis) indicate correlations between the variables and the seasons. To a certain extent, the same combinations of environmental variables were correlated with the multivariate pattern of microbenthic community in the four seasons (Table 3). This analysis indicates that there are no significant differences either in the number of abiotic variables associated or in the pw values, derived from BIOENV analysis for each season.

The SIMPER analysis identified ten species as making a significant contribution to the associated community similarity pattern over all sampling efforts. These species, in most cases, accounted for more than 95% of the total abundance of the macrobenthic fauna. The species forming the major part of the communities were the amphipods *E. pecteniscrus* and *J. marmorata* and the polychaete *P. anomala* (Table 4).

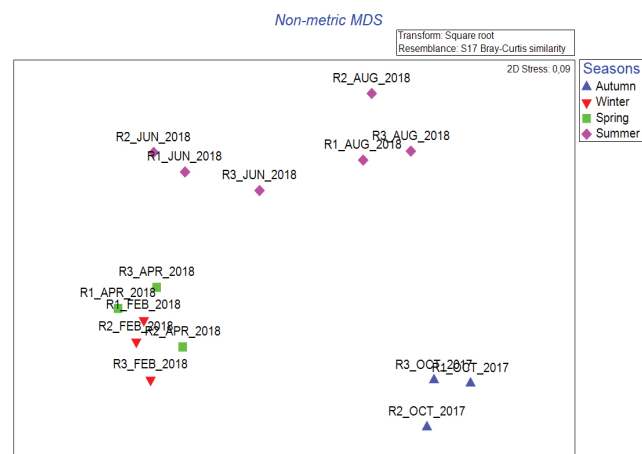


Fig. 5: MDS of species aggregation in the vicinity of *Calyptotheca alexandriensis* in the EH during 2017-2018.

Table 2. Relative contribution of the main groups of the fauna associated with colonies of the bryozoan *Calyptotheca alexandriensis* in the Eastern Harbour of Alexandria.

Season	% of total fauna count			% of species		
	Crustaceans	Polychaetes	Others	Crustaceans	Polychaetes	Others
Autumn	94.8	3.4	1.8	56.3	18.8	24.9
Winter	80.2	15.4	4.4	32.0	56	12
Spring	84.0	14.9	1.1	40.0	40.0	20
Early summer (June)	92.8	6.6	0.6	34.4	43.8	21.8
Late summer (August)	93.4	5.9	0.7	30	50	20
Total	90.5	7.9	1.6	30.2	48.8	21

Table 3. Environmental variables, best correlated with the distribution pattern of the associated community, during the four seasons. Crosses indicate linked variables with the multivariate community pattern in each sampling season.

	DIP	NO ₂	NO ₃	SiO ₄	DO	Chl a	TempA	TempW	pH	Sal	<i>pw</i>
Autumn					+	+				+	0.721
Winter					+				+	+	0.709
Spring					+				+		0.692
Summer					+	+			+	+	0.684
Total					+				+	+	0.673

Footnote: DIP: dissolved inorganic phosphorous; NO₂: nitrite; NO₃: nitrate; SiO₄: silicate; DO: dissolved oxygen; Chl-a: chlorophyll-a; TempA: air temperature; TempW: water temperature; Sal: salinity.

Table 4. Contribution percentages of the most significant species.

Species	Summer	Autumn	Winter	Spring
<i>Elasmopus pecteniscrus</i>	55.31	37.86	29.55	33.04
<i>Jassa marmorata</i>	9.72	-	13.37	18.9
<i>Syllis hyalina</i>	4.75	-	6.75	6.79
<i>Pseudonereis anomala</i>	4.31	-	10.52	13.26
<i>Stenothoe eduardi</i>	-	14.59	-	-
<i>Tanais dulongii</i>	-	6.57	-	-
<i>Cirolana bovina</i>	-	6.39	-	-
<i>Balanus</i> sp.	-	6.09	-	-
<i>Ophiura</i> sp.	-	-	7.19	-
<i>Syllis variegata</i>	-	-	6.19	-

Discussion

The faunal community (43 species) associated with *C. alexandriensis* in the EH of Alexandria appeared less diverse compared to those found with other bryozoan species and different in species composition (Table 5). This community was also more diverse than the benthic communities settled on artificial panels suspended at the same place in the EH (cf. Ramadan *et al.*, 2006) near the area of the present study (Table 6). Among the associated taxa, 9 species were non-indigenous, including 5 polychaetes, one mollusc, and 3 crustaceans (Table 1). This number was lower than those numbers recorded in marinas and harbours in several countries of the Mediterranean Sea, for example, Spain (10-11 species), France (2-17), Italy (5-20), Malta (13-14), Greece (12-27), Turkey (4-14), and Cyprus (17-18) (Ulman *et al.*, 2017).

Wood *et al.* (2012) reported sponges, cnidarians, bry-

ozoans, molluscs, annelids, arthropods, echinoderms, and various macroalgae as associated taxa with different bryozoan species that were recorded from different world regions (Table 5). All the animal groups mentioned by Wood *et al.* (2012) were found with the *C. alexandriensis* colonies during the present study and within the benthic communities in the EH (Ramadan *et al.*, 2006). Among the representatives of these groups, seven species were previously recorded by Ramadan *et al.* (2006) and still existing in the EH, namely, the tanaid *T. dulongii*, the amphipods *E. pecteniscrus* and *J. marmorata*, the isopods *S. serratum*, *C. bovina*, and *D. bidentata*, and the polychaete *H. elegans*. Also, most of the crustaceans and polychaetes associated with *C. alexandriensis* were known from the benthic communities of the Alexandria coast, some of them in high numbers (Soliman, 1997; Dorgham *et al.*, 2014). The long-term observation of the fouling fauna in the EH has revealed periodic shift in the dominance of the fouling

Table 5. Numbers of species of dominant taxa associated with different bryozoan species.

Habitat-building Bryozoan species	Associated fauna	Reference
<i>Pentapora fascialis</i> (Pallas, 1766), west coast of Italy	Mollusca (19 spp.)	Ferdeghini & Cocito, 1999
<i>Cinctipora elegans</i> (Hutton, 1873), southern New Zealand	Mollusca (20 spp.)	Willan, 1981
<i>Schizoporella errata</i> (Waters, 1878), south-eastern Brazil	Annelida (62 spp.)	Morgado & Tanaka, 2001
<i>Schizoporella pungens</i> (Canu & Bassler, 1928), northern Gulf of Mexico	Arthropoda (23 spp.)	Lindberg & Stanton, 1988
<i>Celleporaria agglutinans</i> (Hutton, 1873), New Zealand.	Bryozoa (92 spp.)	Bradstock & Gordon, 1983
<i>Hippomenella vellicata</i> (Hutton, 1873), south-eastern New Zealand	Bryozoa (80 spp.)	Junge, 1998
<i>Pentapora fascialis</i> (Pallas, 1766), Italy	Bryozoa (27 spp.)	Ferdeghini & Cocito, 1999
<i>Cellaria salicornioides</i> (Lamouroux, 1816), Adriatic Sea	Bryozoa (31 spp.)	McKinney & Jaklin, 2000
<i>Flustra foliacea</i> (Linnaeus, 1758), south-west Wales, United Kingdom	Bryozoa (25 spp.)	Stebbing, 1971
<i>C. elegans</i> , <i>H. vellicata</i> and <i>C. agglutinans</i> , Otago shelf, southern New Zealand	Non-bryozoans (>130 spp.)	Wood, 2005
<i>Pentapora fascialis</i> (Pallas, 1766), Ligurian Sea (north-western Italy)	Non-bryozoans (84 spp.)	Ferdeghini & Cocito (1999)
<i>Schizoporella errata</i> (Waters, 1878), off Ubatuba, south-eastern Brazil	Non-bryozoans (115 spp.)	Morgado & Tanaka, 2001
<i>Calyptotheca alexandriensis</i> (AbdelSalam, Taylor & Dorgham, 2017), Eastern Harbour of Alexandria, Egypt	Total fauna (43 spp.)	Present study

Table 6. Historical modification of the bottom fouling community structure in the Eastern Harbour of Alexandria.

Species Number	Dominant Species	Reference
19	<i>Hydroides norvegica</i> Gunnerus, 1768, <i>Amphibalanus amphitrite</i> (Darwin, 1854) and <i>Bugula neritina</i> Linnaeus, 1758	Banoub, 1960
20	<i>H. norvegica</i> , <i>A. amphitrite</i> and <i>B. neritina</i>	Megally, 1970
23	<i>H. norvegica</i> , <i>Perforatus perforatus</i> (Bruguière, 1789) and <i>B. neritina</i>	Ghobashy, 1976
35	<i>Hydroides elegans</i> , <i>Erichthonius brasiliensis</i> , <i>Monocorophium sextonae</i> (Crawford, 1937) and <i>B. neritina</i>	El-Komi, 1991
29	<i>H. elegans</i> , <i>A. amphitrite</i> , <i>Polydora ciliata</i> and <i>B. neritina</i>	El-Komi, 1992
27	<i>H. elegans</i> , <i>M. sexton</i> , <i>Amphibalanus eburneus</i> (Gould, 1841) and <i>A. amphitrite</i>	El-Komi, 1998
24	<i>H. elegans</i> , <i>A. amphitrite</i> , <i>Apocorophium acutum</i> Chevreux, 1908 and <i>E. pecteniscrus</i>	Ramadan <i>et al.</i> , 2006
36	<i>E. pecteniscrus</i> , <i>J. marmorata</i> , <i>Apohyale perieri</i> and <i>P. anomala</i>	Present study

groups, from polychaetes, cirripeds, and bryozoans during the period 1960–1976 to polychaetes, amphipods, and bryozoans during 1991, with the dominance of the polychaete *H. elegans* in all earlier records (Ramadan *et al.*, 2006). Our results indicate the dominance of two amphipod species (*E. pecteniscrus* and *J. marmorata*) and of the polychaete *P. anomala* on the surface of *C. alexandriensis* colonies. Although *P. anomala* was abundant most of the year, it was replaced in late summer (August) with *H. elegans* constituting 51% of the polychaete count. The summer abundance of *H. elegans* in the EH could be explained by its rapid maturity (Paul, 1937) and short larval period

(Hadfield *et al.*, 1994) enabling it to colonize newly submerged surfaces (Holm *et al.*, 2000), particularly at high temperature (25°C, Nedved & Hadfield, 2009).

The periodical alternation of benthic animal groups in the EH during the past several decades could be explained in accordance with the serious changes in the environmental characteristics of the EH due to the modification of the sewer system and the stoppage of sewage discharge. On the other hand, the numerical abundance of fauna associated with *C. alexandriensis* was mainly caused by four species (*E. pecteniscrus*, *J. marmorata*, *A. perieri*, and *P. anomala*), and most of the other representatives are rare or found in

low counts. The high diversity and low number of dominant species in the EH were also observed in another area by Hughes (1984) who stated that biogenic substrata are generally characterized by high species diversity of associated assemblages of many rare species and few dominant ones. However, the dominance pattern of the fauna associated with *C. alexandriensis* appeared more or less different from that recorded previously along the coast of Alexandria. Hamdy *et al.* (2018) recorded 6 dominant crustaceans on the Alexandria coast with the following abundance rank *T. dulongii*>*D. bidentata*>*S. serratum*>*A. perieri*>*J. marmorata*>*E. pecteniscrus*. During the present study, *E. pecteniscrus* was the absolute dominant crustacean and was accompanied in descending order by *J. marmorata*, *A. perieri*, *T. dulongii*, *C. bovina*, and *S. serratum*. Dorgham *et al.* (2014) recorded 10 dominant polychaetes along the Alexandria coast, forming 81.3% of their total count. The abundance of these species was ranked as follows: *Spirobranchus triqueter* (16.8%), *Syllis ergeni* (13.4%), *Naineris laevigata* (10.8%), *P. anomala* (10.4%), *Syllis pulvinata* (8.4%), *Syllis hyalina* (7.4%), *Capitella capitata* (5%), *Monticellina* *cf.* *heterochaeta* (4.2%), *Salvatoria clavata* (2.5%), and *Platynereis dumerilii* (2.5%). Our results recorded three dominant polychaetes only on the *C. alexandriensis* colonies, namely, *P. anomala*, *S. hyalina*, and *S. variegata*, but with extremely lower counts than those found by Dorgham *et al.* (2014). The dominance differences between the fauna associated with *C. alexandriensis* in EH and along the coast of Alexandria could be apparently explained by the rapid change in the environmental conditions in the EH resulting from eutrophication condition, different human activities, and the short flushing time (2-3 days).

The dominance of polychaetes and crustaceans on the colonies of *C. alexandriensis* has also been observed in communities associated with other bryozoans. For example, a large number of polychaete species were found on the bryozoan *S. errata*, while high diverse crustaceans occurred with *Schizoporella pungens* (Table 5). Such differences may be attributed to differences in colony structure of the different bryozoan species: *C. alexandriensis* has an erect foliaceous colony, comprising an open honeycomb of anastomosing bifoliate fronds forming a spheroidal mass (Abdel-Salam *et al.*, 2017), and provides limited space for other animals when compared to the branched colonies of *S. errata*. Furthermore, the colonies of *C. alexandriensis* are exposed to the stress of salinity variation and water turbidity, which also affect the species richness of the associated fauna. The differences in structure of the colonies of these two bryozoan species were revealed in the species composition of their associated fauna. Morgado and Tanaka (2001) observed the dominance of the isopod *Excorallana quadricornis* and the decapods *Pachycheles maginanus* and *Hexapanopeus schmitti* on *S. errata*, while on *C. alexandriensis* decapods were mostly found in low counts, except for the locally relatively high count of *Alpheus lobidens* in spring. During the present study, decapods were represented by 4 species only against 23 species associated with the bryozoan *S. pungens* in Florida (Lindberg & Stanton, 1988),

24 species with *S. errata* in Brazil (Morgado & Tanaka, 2001), and 31 species of crabs with *S. unicornis* in the northeastern coast of São Paulo State, Brazil (Alves *et al.*, 2013). The differences in diversity of associated fauna may be also due to differences in local water currents affecting recruitment or higher abundance of predatory and territorial decapods (Duarte & Nalesso, 1996).

The seasonal differences between the crustaceans and polychaetes indicated by Bray-Curtis similarity index could be attributed mainly to the great difference in the seasonal abundance of some species, particularly the dominant species such as *E. pecteniscrus*, *J. marmorata*, and *P. anomala*. These differences were also correlated to the variations in the environmental parameters.

Greater dissimilarities were observed in the multivariate associated microbenthic pattern between seasons. The tendency for a cyclic (progression-retrogression) community pattern was observed. The aforementioned trend must be examined with additional seasonal data in order to examine its stability. BIOENV showed that the number of abiotic variables and their resulting rho values correlated with the microbenthic multivariate pattern did not differ between the sampling sites. Therefore, this group of abiotic parameters significantly influenced the distribution patterns of species communities within the bryozoans.

Although the high phytoplankton production in the EH may enhance the growth of the fauna associated with *C. alexandriensis*, water movements and wave action may negatively affect this growth. Taylor (2000) admitted the importance of high phytoplankton biomass for bryozoans and the unfavourable effect of sedimentation and/or disturbance and stagnant conditions. Further, wave energy is likely to be destructive to bryozoan colonies, particularly those on soft substrata liable to resuspension (Cocito, 2004).

The present study revealed the new bryozoan, *C. alexandriensis*, as important benthic bioconstructor, providing suitable substrate for numerous taxa in the EH of Alexandria. The associated fauna is comprised of nine different taxonomic groups, but crustaceans and polychaetes were the dominant by number of species and numerical abundance. Polychaetes were more diverse than crustaceans, reflecting the preference of *C. alexandriensis* colonies as refuge. However, the crustaceans were responsible for 90.5% of the count of total associated fauna, mainly due to *E. pecteniscrus*, and to a less extent of *J. marmorata*, *H. perieri*, *T. dulongii*, *C. bovina*, and *S. serratum*. Nine species were non-indigenous, including one mollusc (*B. pharaonis*), three crustaceans (*E. pecteniscrus*, *A. lobidens*, and *C. hellerii*), and 5 polychaetes, namely, *P. anomala*, *H. elegans*, *E. complanata*, *L. canariensis*, and *A. medusa*. The latter polychaete was considered a questionable species (Zenetos *et al.*, 2011). Both *E. pecteniscrus* and *P. anomala* are considered established species, as they could build a healthy population in the EH. Spring and summer seem to be more suitable for higher diversity of the associated fauna than autumn and winter; meanwhile, the numerical abundance was the highest in autumn and the lowest in winter, spring, and early summer.

Acknowledgements

The authors would like to express their deep gratefulness to Dr. Giorgos Chatzigeorgiou, Hellenic Center of Marine Research, Institute of Marine Biology, Biotechnology and Aquaculture, Greece, for the valuable and significant help in the statistical analysis. Many thanks are also due to Dr. Argyro Zenetos, the Editor-in-Chief of Mediterranean Marine Science, and to Dr. Vasilis Gerovasileiou, the MMS Assistant Editor, for their kindness, longanimity, and important advice. Thanks are due to Dr. H. Zakaria, Laboratory of Hydrobiology, National Institute of Oceanography, Alexandria, Egypt, for the identification of the amphipod *Apoehyale perieri*, and to Dr. Khaled Abdel-Salam, Laboratory of Biodiversity, National Institute of Oceanography, Alexandria, Egypt, for the identification of the bivalve species *Venerupis corrugata*.

References

- Abdel-Salam, K.M., 2014. Benthic bryozoan fauna from the Northern Egyptian coast. *Egyptian Journal of Aquatic Research*, 40, 269-282.
- Abdel-Salam, K.M., Ramadan, Sh.E., 2008a. Fouling Bryozoa from some Alexandria harbours, Egypt. (I) Erect species. *Mediterranean Marine Science*, 9 (1), 31-47.
- Abdel-Salam, K.M., Ramadan, Sh.E., 2008b. Fouling Bryozoa from some Alexandria harbours, Egypt. (II) Encrusting species. *Mediterranean Marine Science*, 9 (2), 5-20.
- Abdel-Salam, K.M., Taylor, P.D., Dorgham, M.M., 2017. A new species of *Calyptotheca* (Bryozoa: Cheilostomata) from Alexandria, Egypt, southeastern Mediterranean. *Zootaxa*, 4276 (4), 582-590.
- Alatalo, R.V., 1981. Problems in the measurement of evenness in ecology. *OIKOS*, 37, 199-204.
- Alves, D.F.R., Barros-Alves, S.P., Lima, D.J.M., Cobo, V.J., Negreiros-Franozo, M.L., 2013. Brachyuran and anomuran crabs associated with *Schizoporella unicornis* (Ectoprocta, Cheilostomata) from southeastern Brazil. *Anais da Academia Brasileira de Ciências* 85, 245-256.
- Banoub, M.W., 1960. Notes on the fouling of glass plates submerged in the Eastern Harbour. Alexandria, 1958. *Alexandria Institute of Hydrobiology, Notes and Memories*, 64, 1-17.
- Beck, M.W., Brumbaugh, R.D., Airoidi, L., Carranza, A., Coen, L.D. *et al.*, 2011. Shellfish reefs at risk globally and recommendations for ecosystem revitalization. *Bioscience* 61, 107-116.
- Boström, C., Jackson, E.L., Simenstad, C.A., 2006. Seagrass landscapes and their effects on associated fauna: A review. *Estuarine Coastal and Shelf Science*, 68, 383-403.
- Bradstock, M., Gordon, D.P., 1983. Coral-like Bryozoan growths in Tasman Bay, and their protection to conserve commercial fish stocks. *New Zealand Journal of Marine and Freshwater Research*, 17, 159-163.
- Bray, J.R., Curtis, J.T., 1957. An ordination of upland forest communities of southern Wisconsin. *Ecological Monographs*, 27, 325-349.
- Clarke, K.R., Gorley, R.N., 2006. *Primer v6: User Manual/Tutorial*. PRIMER-E: Plymouth, 190 pp.
- Clarke, K.R., Warwick, R.M., 2001. *Change in marine communities: an approach to statistical analysis and interpretation*, 2nd ed., PRIMER-E Plymouth, 176 pp.
- Cocito, S., 2004. Bioconstruction and biodiversity: their mutual Influence. *Scientia Marina*, 68 (1), 137-144.
- Cocito, S., Sgorbino, S., Bianchi, C.N., 1998. Aspects of the biology of the bryozoan *Pentapora fascilais* in the north-western Mediterranean. *Marine Biology*, 131, 73-82.
- Cocito, S., Ferdeghini, F., Morri, C., Bianchi, C.N., 2000. Patterns of bioconstruction in the cheilostome bryozoan *Schizoporella errata*: the influence of hydrodynamics and associated biota. *Marine Ecology Progress Series*, 192, 153-161.
- Cocito, S., Ferdeghini, F., Pisaroni, S., Bedulli, D., 2002. Influence of colony morphology on associated biota diversity in four Bryozoa, p. 83-88. In: *Twelfth International Bryozoology Association Conference, Dublin, Ireland, 16-21 July 2001*. Wyse Jackson, P.N., Buttler, C.J., Spencer Jones, M.E., A.A. (Eds.). Balkema, Lisse.
- Conradi, M., Cervera, J.L., 1995. Variability in trophic dominance of amphipod associated with the bryozoan *Bugula neritina* (L.1758) in Algeciras Bay (Southern Iberian Peninsula). *Polish Archives of Hydrobiology*, 42, 483-494.
- Desroy, N., Dubois, S.F., Fournier, J., Ricquiers, L., Mao, P.L. *et al.*, 2011. The conservation status of *Sabellaria alveolata* (L.) (Polychaeta Sabellariidae) reefs in the Bay of Mont-Saint-Michel. *Aquatic Conservation: Marine and Freshwater Ecosystems*, 21, 462-471.
- Dorgham, M.M., 2011. Eutrophication Problem in Egypt, p. 171-194. In: *Eutrophication: Causes, Consequences and Control*. Ansari, A.A., Sarvajeet, S.G., Lanza, G.R., Rast, W. (Eds.). Springer Press.
- Dorgham, M.M., Hamdy, R., EL Rashidy, H.H., Atta, M.M., Musco, L., 2014. Distribution patterns of shallow water polychaetes (Annelida) along the Alexandria coast, Egypt (eastern Mediterranean). *Mediterranean Marine Science*, 15 (3), 635-649.
- Duarte, L.F.L., Nalesso, J.L., 1996. The Sponge *Zygomycela parishii* (Bowerbank) and its endobiotic fauna. *Estuarine, Coastal and Shelf Science*, 42, 139-151.
- El-Komi, M.M., 1991. Incidence and ecology of marine fouling organisms in the Eastern Harbour of Alexandria, Egypt. *Bulletin of National Institute of Oceanography and Fisheries ARE*, 17 (1), 1-16.
- El-Komi, M.M., 1992. Field and laboratory studies on the ecology of marine fouling in Alexandria harbour, Egypt. *Bulletin of National Institute of Oceanography and Fisheries, ARE*, 18, 115-140.
- El-Komi, M.M., 1998. Dynamics of the buoys macrofouling communities in Alexandria harbour, Egypt. *Journal of the Egyptian German Society of Zoology, (B-Vertebrate Anatomy and Embryology)*, 25, 259-281.
- Ferdeghini, F., Cocito, S., 1999. Biologically generated diversity in two bryozoan buildups. *Biologia Marina Mediterranea*, 6, 191-197.
- Gerovasileiou, V., Rosso, A., 2016. Marine Bryozoa of Greece: an annotated checklist. *Biodiversity Data Journal*, 4: e10672.
- Gerovasileiou, V., Chintiroglou, C.C., Konstantinou, D., Voultsiadou, E., 2016. Sponges as "living hotels" in Medi-

- terranean marine caves. *Scientia Marina*, 80 (3), 279-289.
- Ghobashy, A.F.A., 1976. Seasonal variation and settlement behavior of the principal fouling organisms in the Eastern Harbour of Alexandria. p. 213-220. In: *Proceeding of the 4th international Congress on Marine Corrosion and Fouling*.
- Hadfield, M.G., Unabia, C.C., Smith, C.M., Michael, T.M., 1994. Settlement preferences of the ubiquitous fouler *Hydroides elegans*, p. 65-74. In: *Recent developments in biofouling control*. Thompson, M.F., Nagabhushanam, R., Sarojini, R., Fingerman, M. (Eds). Oxford and IBH, New Delhi.
- Hamdy, R., Langeneck, J., Atta, M.M., Dorgham, M.M., El-Rashidy, H.H. *et al.*, 2018. Diversity and ecology of crustaceans from shallow rocky habitats along the Mediterranean coast of Egypt. *Marine Biodiversity* (In press). DOI 10.1007/s12526-017-0787-z.
- Harmelin, J.-G., Bitar, G., Zibrowius, H., 2016. High xenodiversity versus low native biodiversity in the south-eastern Mediterranean: bryozoans from the coastal zone of Lebanon. *Mediterranean Marine Science*, 17 (2), 417-439.
- Holm, E.R., Nedved, B.T., Phillips, N., DeAngelis, K.L., Hadfield, M.G. *et al.* 2000. Temporal and spatial variation in the fouling of silicone coatings in Pearl Harbor, Hawaii. *Biofouling*, 15 (1-3), 95-107.
- Hughes, R.G., 1984. A model of the structure and dynamics of benthic marine invertebrate communities. *Marine Ecology Progress Series*, 15, 1-11.
- Jones, C.D., Lockhart, S.J., 2011. Detecting vulnerable marine ecosystems in the Southern Ocean using research trawls and underwater imagery. *Marine Policy*, 35, 732-736.
- Junge, C., 1998. *Bryozoen und Bryozoen-Riff-Strukturen auf dem Kontinentalschelf von Otago, Neuseeland*. Diplomarbeit thesis, University of Hamburg, Germany, 182 pp.
- Kruskal, J.B., 1964. Multidimensional scaling by optimizing goodness of fit to a nonmetric hypothesis. *Psychometrika*, 29, 1-27.
- Lindberg, W.J., Stanton, G., 1988. Bryozoan-associated decapod crustaceans: community patterns and a case of cleaning symbiosis between a shrimp and crab. *Bulletin of Marine Science*, 42, 411-423.
- Lombardi, C., Taylor, P.D., Cocito, S., 2014. Bryozoan constructions in a changing Mediterranean Sea, p. 373-384. In: *The Mediterranean Sea: Its history and present challenges*. Goffredo, S., Zubinsky, Z. (Eds). Springer, Dordrecht.
- Ludwig, J.A., Reynolds, J.F., 1988. *Statistical Ecology: A primer on methods and computing*. John Wiley & Sons, New York, Chichester, Brisbane, Toronto, Singapore. 337 pp.
- Maluquer, P., 1985. Algunas consideracions sobre la fauna asociada coloniquesa las colonias de *Schizoporella errata* (Water 1878) del Puerto de Mahon (Menorca, Baleares). Publications of Department of zoology, Barcelona, 11, 23-28.
- Mantelatto, F.L.M., Souza-Carey, M.M., 1998. Caranguejos anomuros (crustacean; Decapoda) associados *Schizoporella unicornis* (Bryozoa; Gemmolaemata) em Ubatuba (SB), Brazil. *Anais do IV Simpósio de Ecossistemas, Brasileiros*, 2 (104), 200-207.
- Margalef, R., 1958. Information theory in ecology. *General Systematics*, 3, 36-71.
- McKinney, F.K., Jaklin, A., 2000. Spatial niche partitioning in the *Cellaria* meadow epibiont association, northern Adriatic Sea. *Cahiers de Biologie Marine*, 41, 1-17.
- Megally, A.H., 1970. *Ecological study on marine fouling organisms in the Eastern Harbour of Alexandria*. M.Sc. Thesis, Faculty of Science, Alexandria University, Egypt, 240 pp.
- Morgado, E.H., Tanaka, M.O., 2001. Macrofauna associated with Bryozoan *Schizoporella errata* (Walter) in southeastern Brazil. *Scientia Marina*, 65 (3), 173-181.
- Nalesso, R.C., Duarte, L.F.L., Pierozzi, I.J.R., Enumo, E.F., 1995. Tube epifauna of the polychaete *Phyllochaetopterus socialis* Claparède. *Estuarine, Coastal and Shelf Science*, 41, 91-100.
- Nedved, B.T., Hadfield, M.G., 2009. *Hydroides elegans* (Annelida: Polychaeta): A Model for Biofouling Research. p. 203-217. In: *Marine and Industrial Biofouling. Springer Series on Biofilms*, vol 4. Flemming, H.C., Murthy, P.S., Venkatesan, R., Cooksey, K. (Eds). Springer, Berlin, Heidelberg.
- Paul, M.D., 1937. Sexual maturity of some organisms in the Mardras Harbor. *Current Science Bangalore*, 5, 478-479.
- Porras, R., Bataller, J.V., Murgui, E., Torregrosa, M.T., 1996. Trophic structure and community composition of polychaetes inhabiting some *Sabellaria alveolata* (L.) reefs along the Valencia Gulf coast, Western Mediterranean. *Marine Ecology*, 17 (4), 583-602.
- Ramadan, Sh.E., Kheir Allah, A.M., Abdel-Salam, kh.M., 2006. Marine fouling community in the Eastern Harbour of Alexandria, Egypt compared with four decades of previous studies. *Mediterranean Marine Science*, 7 (2), 19-29.
- Rosso, A. and Di Martino, E., 2016. Bryozoan diversity in the Mediterranean Sea: an update. *Mediterranean Marine Science*, 17 (2), 567-607.
- Said, M.A., Eid, F.M., 1994. Circulation pattern of the Egyptian Mediterranean waters during winter and summer seasons. *Pakistan Journal of Marine Sciences*, 3 (2), 91-100.
- Sebens, K.B., 1991. Habitat structure and community dynamics in marine benthic systems. p. 211-234. In: *Habitat structure, the physical arrangement of objects in space*. Bell, S.S., McCoy, E.D., Mushinsky, H.R. (Eds). Chapman and Hall, London.
- Shannon, C.E., Weaver, W., 1949. *The Mathematical Theory of Communication*. University Illinois Press, Urbana, Ill., USA. 144 pp.
- Smith, A.M., McGourty, C.R., Kregting, L., Elliot, A., 2005. Subtidal *Galeolaria hystrix* (Polychaeta: Serpulidae) reefs in Paterson Inlet, Stewart Island, New Zealand. *New Zealand Journal of Marine and Freshwater Research*, 39, 1297-1304.
- Sokolover, N., Taylor, P.D., Ilan, M., 2016. Bryozoa from the Mediterranean coast of Israel: global warming and the influx of tropical species. *Mediterranean Marine Science*, 17 (2), 440-458.
- Soliman, Y.M., 1997. *Ecological and biological studies on some benthic communities along the coast of Alexandria*. M.Sc. Thesis. Faculty of Science, Alexandria University, 193 pp.
- Stebbing, A.R., 1971. The epizoic fauna of *Flustra foliacea* (Bryozoa). *Journal of the Marine Biological Association of the United Kingdom*, 51, 283-300.
- Strickland, J.D.H., Parsons, T.R., 1972. A practical handbook of seawater analysis. *Fisheries Research Board of Canada*, Bull. 167, 310 pp.

- Taylor, P.D., 2000. Origin of the modern bryozoan fauna. P. 195-206. In: *Biotic Response to Global Change, the Last 145 Million Years*. Culver, S.J., Rawson, P.F. (Eds). Cambridge University Press, Cambridge.
- Taylor, P.D., Allison, P.A., 1998. Bryozoan carbonates through time and space. *Geology*, 26, 459-462.
- Thompson, R.C., Wilson, B.J., Tobin, M.L., Hill, A.S., Hawkins, S.J., 1996. Biologically generated habitat provision and diversity of rocky shore organisms at a hierarchy of spatial scale *Journal of Experimental Marine Biology and Ecology*, 202, 73-84.
- Ulman, A., Ferrario, J., Occhpinti-Ambrogi, A., Arvanitidis, C., Bandi, A. *et al.*, 2017. A massive update of non-indigenous species records in Mediterranean marinas. *Peer J* 5:e3954.
- Willan, R.C., 1981. Soft-bottom assemblages of Paterson Inlet, Stewart Island. *New Zealand Journal of Zoology*, 8, 229-248.
- Wood, A.C.L., 2005. *Communities associated with habitat forming bryozoans from Otago shelf, Southern New Zealand*. MSc. Thesis. University of Otago, New Zealand.
- Wood, A.C.L., Probert, P.K., 2013. Bryozoan-dominated benthos of Otago shelf, New Zealand: its associated fauna, environmental setting and anthropogenic threats. *Journal of the Royal Society of New Zealand*, 43 (4), 231-249.
- Wood, A.C.L., Probert, P.K., Rowden, A.A., Smith, A.M., 2012. Complex habitat generated by marine bryozoans: a review of its distribution, structure, diversity, threats and conservation. *Aquatic Conservation: Marine and Freshwater Ecosystems*, 22, 547-563.
- Zenetos, A., Katsanevakis, S., Poursanidis, D., Crocetta, F., Damalas, D. *et al.*, 2011. Marine alien species in Greek Seas: additions and amendments by 2010. *Mediterranean Marine Science*, 12 (1), 95-120.